

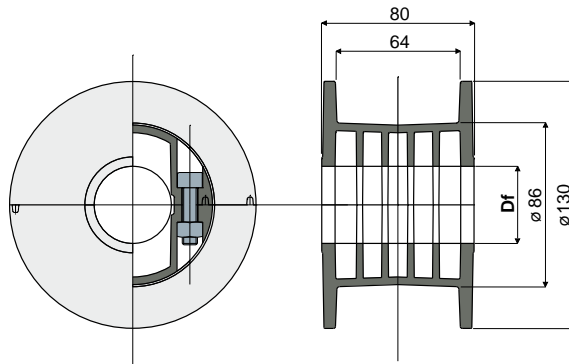
# Idler wheels

## Split idler wheel 10 teeth

(for chains series 879 TAB, 880 TAB and 881 TAB)

Part. **310**

| Df<br>Bore for pin of<br>(mm) | Code        |
|-------------------------------|-------------|
| 20                            | 310 / 82827 |
| 25                            | 310 / 82828 |
| 30                            | 310 / 82829 |
| 35                            | 310 / 82830 |
| 40                            | 310 / 82831 |



**MATERIALS:** Wheel made of polyamide black colour; bolts and nuts made of stainless steel AISI 304.

**FEATURES:** Supplied assembled. To be used with chains Part.710, 711, 713.

**BOX QUANTITY:** 12 pieces.

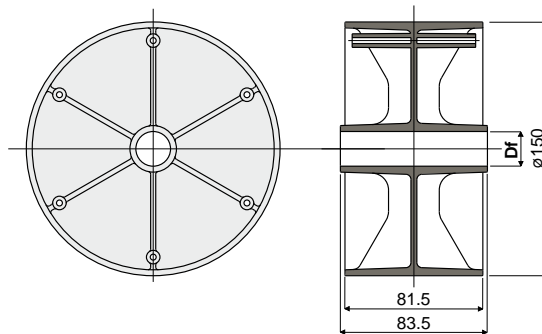
**ON REQUEST:**

- Wheels: With special bores, other colours.
- Box quantity: According to your request.

## Idler wheel for chain return

Part. **268**

| Df<br>Bore for pin of<br>(mm) | Code        |
|-------------------------------|-------------|
| 20                            | 268 / 82040 |



**MATERIALS:** Wheel in polyamide black colour.

**FEATURES:** To be assembled in the chain return near to the sprocket.

**BOX QUANTITY:** 12 pieces.

**ON REQUEST:**

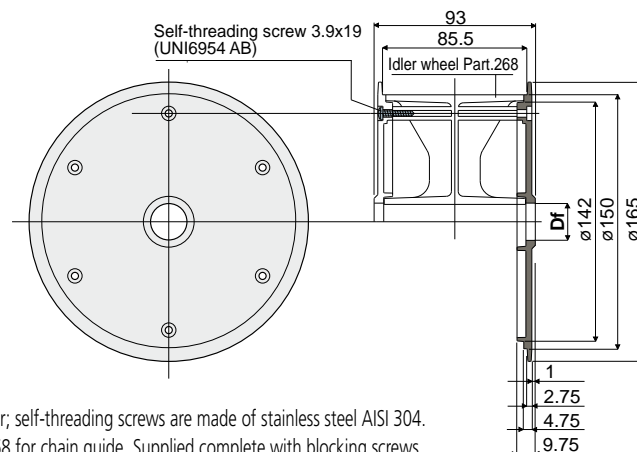
- Wheels: Other bore sizes, materials and colours.
- Box quantity: According to your request.

## Flange for chain guide

(for idler wheel Part. 268)

Part. **269**

| Df<br>Bore for pin of<br>(mm) | Code        |
|-------------------------------|-------------|
| 20                            | 269 / 82041 |



**MATERIALS:** Flange is made of polyamide black colour; self-threading screws are made of stainless steel AISI 304.

**FEATURES:** To be assembled to our idler wheel Part.268 for chain guide. Supplied complete with blocking screws.

**BOX QUANTITY:** 24 pieces.

**ON REQUEST:**

- Flanges: Other bore sizes and colours.
- Box quantity: According to your request.