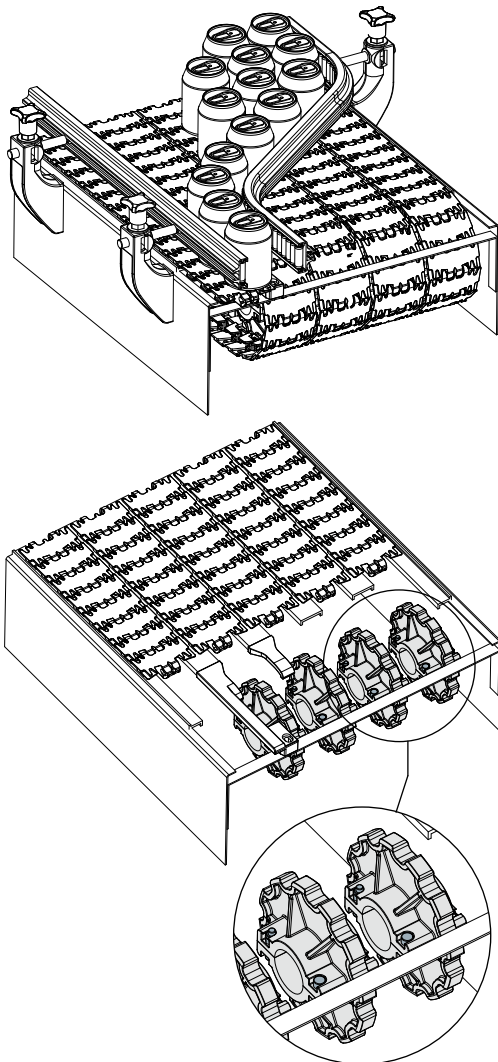


Idler wheels

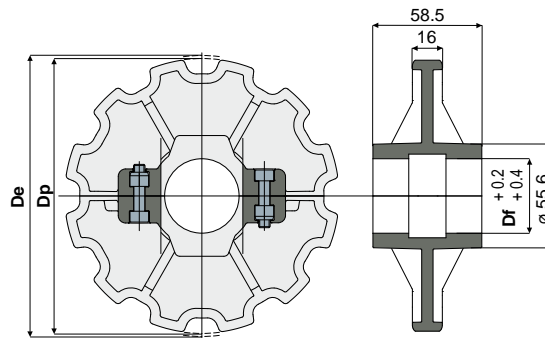
Example of application



Split idler wheel 12 teeth

(for chains series 879, 879 TAB, 880, 880 TAB)

Part. **457**



Df (mm)	Dp (mm)	De (mm)	Code
25	147,2	147,4	457 / 85428
30	147,2	147,4	457 / 85429
35	147,2	147,4	457 / 85430
40	147,2	147,4	457 / 85431

MATERIALS: Wheel made of polyamide black colour; screws made of stainless steel AISI 304, nuts in nickel plated brass.

FEATURES: To be used with chains Part.710, 711, 713.

BOX QUANTITY: 8 pieces.

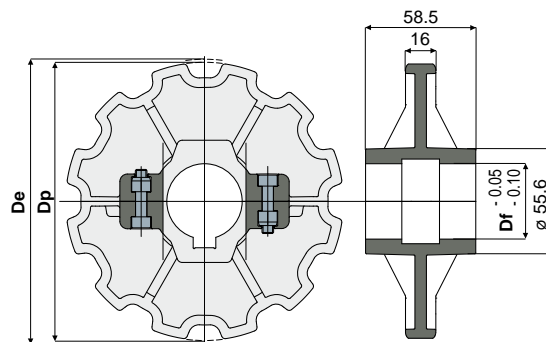
ON REQUEST:

- Wheels: In other materials.
- Box quantity: According to your request.

Split sprocket 12 teeth

(for chains series 879, 879 TAB, 880, 880 TAB)

Part. **456**



Df (mm)	Dp (mm)	De (mm)	Code
25	147,2	147,4	456 / 85424
30	147,2	147,4	456 / 85425
35	147,2	147,4	456 / 85426
40	147,2	147,4	456 / 85427

MATERIALS: Wheel made of reinforced polyamide black colour; screws made of stainless steel AISI 304, nuts in nickel plated brass.

FEATURES: Dimensions of the keyway UNI 6604-69 - DIN 6885/1.

To be used with chains Part.710, 711, 713.

BOX QUANTITY: 8 pieces.

ON REQUEST:

- Wheels: In other materials.
- Box quantity: According to your request.