


SUPPORTING AND LEVELLING COMPONENTS **2025**







teCom
Technology Components





Supporting and levelling components

Part.	Pag.	Part.	Pag.
1	271	98	293
2	272	99	297
3	271	101	301
4	272	103	308
10	276	104	290
15	277	107	300
18 pa	273	108	307
18	278	109	304
25 pa	274	110	311
25	280	111	303
27 pa	273	112	310
27	279	113	299
38 pa	274	114	306
38	281	115	298
45	282	116	320
64 mm	314	117	320
64 inches	316	118	275
68 mm	317	119	309
68 inches	319	120	302
79	285	121	320
81	291	122	284
82	313	123	291
87	286	124	289
89	287	125	305
92	283	126	312
93	288	127	290
94	294	128	290
95	295	129	298
96	292	130	319
97	296		

Fixed feet

<p>wrench 25</p>  <p>Part. 1 pag. 271</p>	<p>Ø 40</p>  <p>Part. 3 pag. 271</p>	<p>Ø 25</p>  <p>Part. 2 pag. 272</p>	<p>Ø 40</p>  <p>Part. 4 pag. 272</p>
---	--	---	--

PA articulated feet

<p>Ø 60</p>  <p>Part. 18 pa pag. 273</p>	<p>60x95</p>  <p>Part. 27 pa pag. 273</p>	<p>Ø 80</p>  <p>Part. 25 pa pag. 274</p>	<p>Ø 102</p>  <p>Part. 38 pa pag. 274</p>
--	---	---	---

Articulated feet

<p>New Ø 30</p>  <p>Part. 118 pag. 275</p>	<p>New Ø 40</p>  <p>Part. 10 pag. 276</p>	<p>New Ø 50</p>  <p>Part. 15 pag. 277</p>	<p>Ø 60</p>  <p>Part. 18 pag. 278</p>
<p>60x95</p>  <p>Part. 27 pag. 279</p>	<p>Ø 80</p>  <p>Part. 25 pag. 280</p>	<p>Ø 102</p>  <p>Part. 38 pag. 281</p>	<p>Ø 124</p>  <p>Part. 45 pag. 282</p>
<p>Ø 122</p>  <p>Part. 92 pag. 283</p>	<p>Ø 150</p>  <p>Part. 122 pag. 284</p>		








Adjustable feet

 Ø 50 Part. 79 pag. 285	 Ø 102 Part. 87 pag. 286	 Ø 124 Part. 89 pag. 287	 Ø 122 Part. 93 pag. 288	 Ø 150 Part. 124 pag. 289
 Ø 80 Part. 81 pag. 291	 Ø 35 Part. 123 pag. 291	 Ø 113 Part. 96 pag. 292	 Ø 113 Part. 98 pag. 293	 Ø 180 Part. 94 pag. 294
 Ø 80 Part. 95 pag. 295	 Ø 102 Part. 97 pag. 296	 Ø 124 Part. 99 pag. 297	 Ø 160 Part. 129 pag. 298	

Accessories for supporting and levelling components

 Ø 122 Part. 104 pag. 290	 Ø 80 Part. 127 pag. 290	 Part. 128 pag. 290
--	---	---



Articulated feet, sanitizable

 Ø 55 Part. 113 pag. 299	 Ø 75 Part. 107 pag. 300	 Ø 95 Part. 101 pag. 301	 65x96 Part. 120 pag. 302
 95x130 Part. 111 pag. 303	 Ø 120 Part. 109 pag. 304	 Ø 150 Part. 125 pag. 305	

Adjustable feet, sanitizable

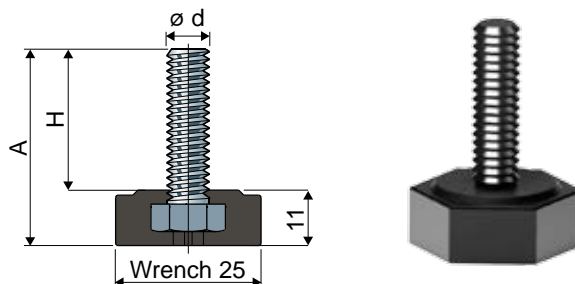
 Ø 78 Part. 115 pag. 298	 Ø 55 Part. 114 pag. 306	 Ø 55 Part. 114 pag. 306	 Ø 75 Part. 108 pag. 307
 Ø 75 Part. 108 pag. 307	 Ø 95 Part. 103 pag. 308	 Ø 95 Part. 103 pag. 308	 65x96 Part. 119 pag. 309
 65x96 Part. 119 pag. 309	 95x130 Part. 112 pag. 310	 95x130 Part. 112 pag. 310	 Ø 120 Part. 110 pag. 311
 Ø 120 Part. 110 pag. 311	 Ø 150 Part. 126 pag. 312	 Ø 150 Part. 126 pag. 312	

Bushings

 <p>Part. 82 pag. 313</p>	<p>sizes in mm</p>  <p>Part. 64 pag. 314</p>	<p>sizes in inches</p>  <p>Part. 64 pag. 316</p>	<p>sizes in mm</p>  <p>Part. 68 pag. 317</p>
<p>sizes in inches</p>  <p>Part. 68 pag. 319</p>	<p>New</p>  <p>Part. 130 pag. 319</p>	 <p>Part. 116 pag. 320</p>	 <p>Part. 117 pag. 320</p>
 <p>Part. 121 pag. 320</p>			

Fixed feet

(co-moulded)

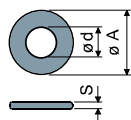
wrench **25** Part. **1**

Spindle measures in mm			Spindle in zinc plated steel	Max static load
$\varnothing d$	A	H	Code	(N)
M8x1,25	38	27	1 / 82880	6000

Base material: Reinforced polyamide black colour.

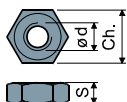
Box quantity: 24 pieces.

Washers UNI 6592-69 - Box quantity: 24 pieces.



$\varnothing M$	M8
Smm	1,6
$\varnothing A$ mm	17
Zinc plated steel codes	7636

Nuts UNI 5588-65 - Box quantity: 24 pieces.

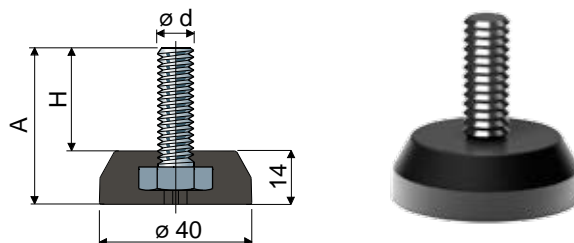


$\varnothing d$	M8
Smm	6,5
Ch. mm	13
Zinc plated steel codes	7634

On request

- Bases: In reinforced polypropylene (maximum static load is reduced to 1/3 compared to that with polyamide base) • other colours.
- Rod: In stainless steel AISI 304.
- Box quantity: According to your request.

$\varnothing 40$ Part. **3**

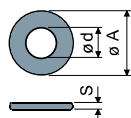


Spindle measures in mm			Spindle in zinc plated steel	Max static load
$\varnothing d$	A	H	Code	(N)
M10x1,5	40	26	3 / 82886	7000

Base material: Reinforced polyamide black colour.

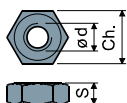
Box quantity: 24 pieces.

Washers UNI 6592-69 - Box quantity: 24 pieces.



$\varnothing M$	M10
Smm	2
$\varnothing A$ mm	21
Zinc plated steel codes	7283

Nuts UNI 5588-65 - Box quantity: 24 pieces.



$\varnothing d$	M10
Smm	8
Ch. mm	17
Zinc plated steel codes	7269

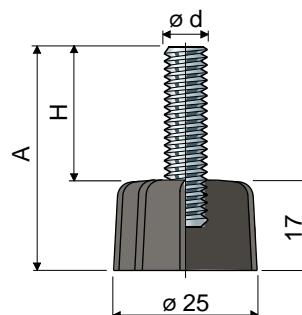
On request

- Bases: In reinforced polypropylene (maximum static load is reduced to 1/3 compared to that with polyamide base) • other colours.
- Rod: In stainless steel AISI 304.
- Box quantity: According to your request.

Fixed feet

(base in reinforced polyamide)

Part. 2 Ø 25

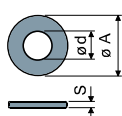


Spindle measures in mm			Spindle material		Max static load (N)
Ø d	A	H	Zinc plated steel Code	Stainless steel AISI 304 Code	
M8x1,25	40	23	2 / 7702	2 / 7703	4000
	50	33	2 / 7706	2 / 7707	
M10x1,5	40	23	2 / 7712	2 / 7713	5000
	50	33	2 / 7716	2 / 7717	
M12x1,75	75	58	2 / 80156	2 / 80157	6000

Base material: Reinforced polyamide black colour.

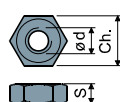
Box quantity: 24 pieces.

Washers UNI 6592-69 - Box quantity: 24 pieces.



Ø M	M8	M10	M12
Smm	1,6	2	2,5
Ø A mm	17	21	24
Zinc plated steel codes	7636	7283	7284
Stainless steel codes	7637	7286	7287

Nuts UNI 5588-65 - Box quantity: 24 pieces.

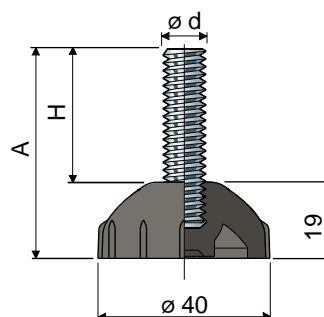


Ø d	M8	M10	M12
Smm	6,5	8	10
Ch. mm	13	17	19
Zinc plated steel codes	7634	7269	7270
Stainless steel codes	7635	7272	7273

On request

- Bases: In reinforced polypropylene (maximum static load is reduced to 1/3 compared to that with polyamide base) • other colours.
- Assembling of: Nuts • washers.
- Box quantity: According to your request.

Part. 4 Ø 40



Spindle measures in mm			Spindle material		Max static load (N)
Ø d	A	H	Zinc plated steel Code	Stainless steel AISI 304 Code	
M8x1,25	40	21	4 / 7722	4 / 7723	4000
	50	31	4 / 7726	4 / 7727	
M10x1,5	40	21	4 / 7732	4 / 7733	5000
	50	31	4 / 7736	4 / 7737	
M12x1,75	75	56	4 / 80158	4 / 80159	6000

Base material: Reinforced polyamide black colour.

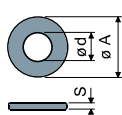
Box quantity: 24 pieces.

Accessories

Anti-slip pads:

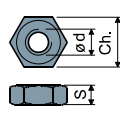
- code: 7263;
- material: thermoplastic rubber 68 Shore black colour;
- box quantity: 24 pieces.

Washers UNI 6592-69 - Box quantity: 24 pieces.



Ø M	M8	M10	M12
Smm	1,6	2	2,5
Ø A mm	17	21	24
Zinc plated steel codes	7636	7283	7284
Stainless steel codes	7637	7286	7287

Nuts UNI 5588-65 - Box quantity: 24 pieces.



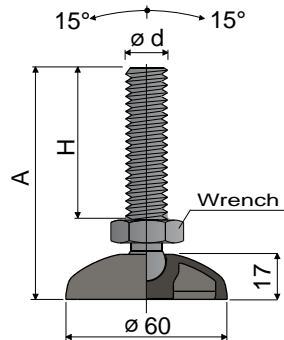
Ø d	M8	M10	M12
Smm	6,5	8	10
Ch. mm	13	17	19
Zinc plated steel codes	7634	7269	7270
Stainless steel codes	7635	7272	7273

On request

- Bases: In reinforced polypropylene (maximum static load is reduced to 1/3 compared to that with polyamide base) • other colours.
- Assembling of: Anti-slip pads • nuts • washers.
- Box quantity: According to your request.

PA articulated feet

(in reinforced polyamide)



Ø 60 Part. 18

Spindle measures in mm				Spindle and base in reinforced polyamide Code	Max static load (N)
$\varnothing d$	A	H	Wrench		
M16x2	101	67	24	18 / 7627	7000
M20x2,5	174	140	24	18 / 80160	7500

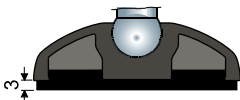
Spindle and base material: Reinforced polyamide black colour.

Box quantity: 24 pieces.

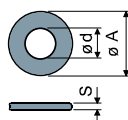
Accessories

Anti-slip pads:

- code: 7265;
- material: thermoplastic rubber 68 Shore black colour;
- box quantity: 24 pieces.

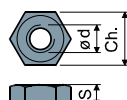


Washers UNI 6592-69 - Box quantity: 24 pieces.



$\varnothing M$	M16	M20
Smm	3	3
$\varnothing A$ mm	30	37
Zinc plated steel codes	7289	7290
Stainless steel codes	7291	7292

Nuts UNI 5588-65 - Box quantity: 24 pieces.

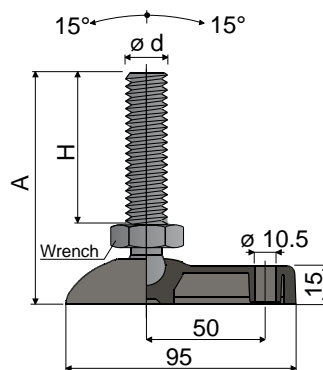


$\varnothing d$	M16	M20
Smm	13	16
Ch. mm	24	30
Zinc plated steel codes	7275	7276
Stainless steel codes	7277	7278

On request

- Bases: In reinforced polypropylene (maximum static load is reduced to 1/3 compared to that with polyamide base) • other colours.
- Assembling of: Anti-slip pads • nuts • washers.
- Box quantity: According to your request.

60X95 Part. 27



Spindle measures in mm				Spindle and base in reinforced polyamide Code	Max static load (N)
$\varnothing d$	A	H	Wrench		
M16x2	101	67	24	27 / 7628	7000
M20x2,5	174	140	24	27 / 80161	7500

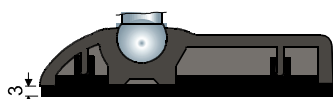
Spindle and base material: Reinforced polyamide black colour.

Box quantity: 24 pieces.

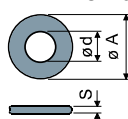
Accessories

Anti-slip pads:

- code: 7632;
- material: thermoplastic rubber 68 Shore black colour;
- box quantity: 24 pieces.

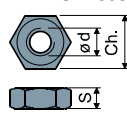


Washers UNI 6592-69 - Box quantity: 24 pieces.



$\varnothing M$	M16	M20
Smm	3	3
$\varnothing A$ mm	30	37
Zinc plated steel codes	7289	7290
Stainless steel codes	7291	7292

Nuts UNI 5588-65 - Box quantity: 24 pieces.



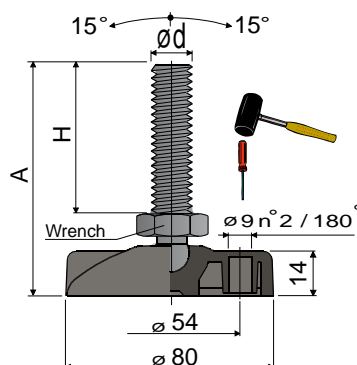
$\varnothing d$	M16	M20
Smm	13	16
Ch. mm	24	30
Zinc plated steel codes	7275	7276
Stainless steel codes	7277	7278

On request

- Bases: In reinforced polypropylene (maximum static load is reduced to 1/3 compared to that with polyamide base) • other colours.
- Assembling of: Anti-slip pads • nuts • washers.
- Box quantity: According to your request.

PA articulated feet

(in reinforced polyamide)

Part. **25** \varnothing 80


Spindle measures in mm				Spindle and base in reinforced polyamide Code	Max static load (N)
$\varnothing d$	A	H	Wrench		
M16x2	104	67	24	25 / 7629	7000
M20x2,5	177	140	24	25 / 80162	7500

Spindle and base material: Reinforced polyamide black colour.

Box quantity: 24 pieces.

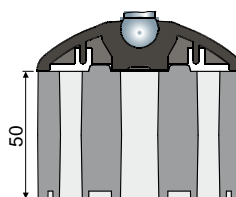
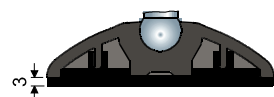
Accessories

Anti-slip pads:

- code: 7266;
- material: thermoplastic rubber
- 68 Shore black colour;
- box quantity: 24 pieces.

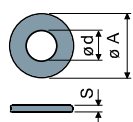
Spacers:

- code: 86797 (see pag. 290);
- material: Reinforced polyamide black colour;
- box quantity: 8 pieces.

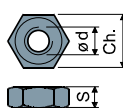


Washers UNI 6592-69 - Box quantity: 24 pieces.

Nuts UNI 5588-65 - Box quantity: 24 pieces.



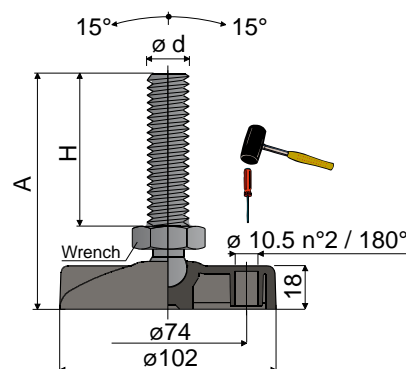
\varnothing M	M16	M20
Smm	3	3
\varnothing A mm	30	37
Zinc plated steel codes	7289	7290
Stainless steel codes	7291	7292



\varnothing d	M16	M20
Smm	13	16
Ch. mm	24	30
Zinc plated steel codes	7275	7276
Stainless steel codes	7277	7278

On request

- Bases: In reinforced polypropylene (maximum static load is reduced to 1/3 compared to that with polyamide base) • other colours.
- Assembling of: Anti-slip pads • nuts • washers.
- Box quantity: According to your request.

Part. **38** \varnothing 102


Spindle measures in mm				Spindle and base in reinforced polyamide Code	Max static load (N)
$\varnothing d$	A	H	Wrench		
M16x2	107	67	24	38 / 7630	7000
M20x2,5	180	140	24	38 / 80155	7500

Spindle and base material: Reinforced polyamide black colour.

Box quantity: 24 pieces.

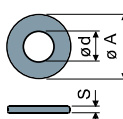
Accessories

Anti-slip pads:

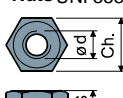
- code: 7267;
- material: thermoplastic rubber 68 Shore black colour;
- box quantity: 24 pieces.

Washers UNI 6592-69 - Box quantity: 24 pieces.

Nuts UNI 5588-65 - Box quantity: 24 pieces.



\varnothing M	M16	M20
Smm	3	3
\varnothing A mm	30	37
Zinc plated steel codes	7289	7290
Stainless steel codes	7291	7292



\varnothing d	M16	M20
Smm	13	16
Ch. mm	24	30
Zinc plated steel codes	7275	7276
Stainless steel codes	7277	7278

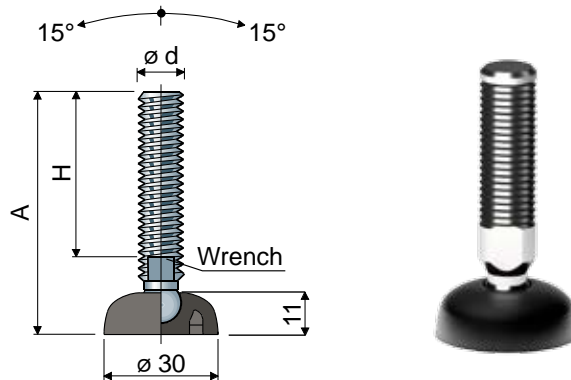
On request

- Bases: In reinforced polypropylene (maximum static load is reduced to 1/3 compared to that with polyamide base) • other colours.
- Assembling of: Anti-slip pads • nuts • washers.
- Box quantity: According to your request.

Articulated feet

(base in reinforced polyamide)

Ø 30 Part. **118**



Spindle measures in mm				Spindle material			Max static load (N)
Ød	A	H	Wrench	Zinc plated steel Code	Stainless steel AISI 304 Code	Stainless steel AISI 316 Code	
M8x1,25	65	45	6	118 / 84270	118 / 84271	-	9000
	85	65	6	118 / 84272	118 / 84273	-	
	127	107	6	118 / 90798 NEW	118 / 90799 NEW	-	
M10x1,5	57	35	8	118 / 84274	118 / 84275	-	10000
	92	70	8	118 / 84276	118 / 84277	-	
	137	115	8	118 / 84278	118 / 84279	-	
M12x1,75	67	43	10	118 / 84280	118 / 84281	-	11000
	87	63	10	118 / 84282	118 / 84283	-	
	102	77	10	118 / 84284	118 / 84285	-	
	117	93	10	118 / 84286	118 / 84287	118 / 85116	
	147	123	10	118 / 84288	118 / 84289	-	

Spindle measures in inches				Spindle material		Max static load (N)
Ød	A	H	Wrench	Zinc plated steel Code	Stainless steel AISI 304 Code	
1/2"-13 UNC	5,08"	4"	7/16"	118 / 85170	118 / 85140	11000

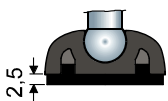
Base material: Reinforced polyamide black colour.

Box quantity: 24 pieces.

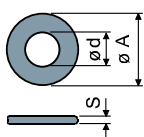
Accessories

Anti-slip pads:

- code: 84290;
- material: thermoplastic rubber 68 Shore black colour;
- box quantity: 24 pieces.

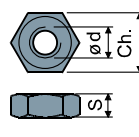


Washers UNI 6592-69 - Box quantity: 24 pieces.



Ø M	M8	M10	M12
Smm	1,6	2	2,5
Ø A mm	17	21	24
Zinc plated steel codes	7636	7283	7284
Stainless steel codes	7637	7286	7287

Nuts UNI 5588-65 - Box quantity: 24 pieces.



Ø d	M8	M10	M12
Smm	6,5	8	10
Ch. mm	13	17	19
Zinc plated steel codes	7634	7269	7270
Stainless steel codes	7635	7272	7273

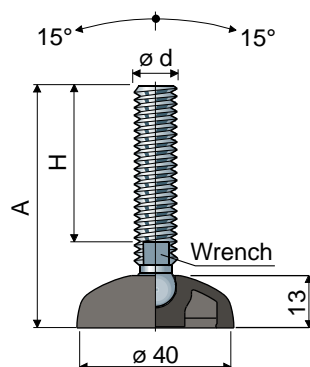
On request

- Bases: In reinforced polypropylene (maximum static load is reduced to 1/3 compared to that with polyamide base) • other colours.
- Spindles with: Sunk hexagon head • second wrench seat head • hexagon wrench seat • threads with other pitches and lengths.
- Assembling of: Anti-slip pads • nuts • washers.
- Box quantity: According to your request.

Thread sizes in inches are expressed as the number of threads (UNC coarse thread) per Imperial inch

Articulated feet

(base in reinforced polyamide)

Part. **10** Ø **40**


Spindle measures in mm				Spindle material			Max static load (N)
Ød	A	H	Wrench	Zinc plated steel Code	Stainless steel AISI 304 Code	Stainless steel AISI 316 Code	
M8x1,25	68	45	6	10 / 7390	10 / 7391	-	10000
	88	65	6	10 / 7392	10 / 7393	-	
	130	107	6	10 / 7894	10 / 7895	-	
M10x1,5	60	35	8	10 / 7000	10 / 7001	-	11000
	95	70	8	10 / 7002	10 / 7003	-	
	140	115	8	10 / 7004	10 / 7005	-	
M12x1,75	70	43	10	10 / 7006	10 / 7007	-	12000
	90	63	10	10 / 7008	10 / 7009	-	
	105	77	10	10 / 7394	10 / 7395	-	
	120	93	10	10 / 7010	10 / 7011	10 / 85117	
	150	123	10	10 / 7012	10 / 7013	-	
M14x2	90	61	12	10 / 7014	10 / 7015	-	13000
	120	91	12	10 / 7016	10 / 7017	-	
	145	116	12	10 / 7690	10 / 7691	-	
	194	165	12	10 / 86786	10 / 85853	-	
	92	60	13	10 / 86750	10 / 86751	10 / 90797 NEW	
M16x2	122	90	13	10 / 86752	10 / 86753	-	16000
	137	105	13	10 / 86754	10 / 86755	-	
	157	125	13	10 / 86756	10 / 86757	10 / 90800 NEW	
	187	155	13	10 / 86758	10 / 86759	-	
	197	165	13	10 / 86760	10 / 86761	-	
	237	205	13	10 / 86762	10 / 86763	-	

Spindle measures in inches				Spindle material		Max static load (N)
Ød	A	H	Wrench	Zinc plated steel Code	Stainless steel AISI 304 Code	
1/2"-13 UNC	5,08"	4"	7/16"	10 / 83266	10 / 83267	12000
5/8"-11 UNC	8,25"	7"	1/2"	10 / 86778	10 / 86779	14000
3/4"-10 UNC	8,34"	7"	5/8"	10 / 86780	10 / 86781	16000

Base material: Reinforced polyamide black colour.

Box quantity: 24 pieces.

Accessories

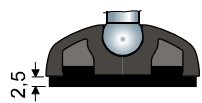
Anti-slip pads:

- code: 7263;

- material: thermoplastic rubber 68 Shore black colour;

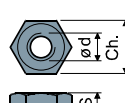
- box quantity: 24 pieces.

Washers UNI 6592-69 - Box quantity: 24 pieces.



Ø M	M8	M10	M12	M14	M16
Smm	1,6	2	2,5	2,5	3
Ø A mm	17	21	24	28	30
Zinc plated steel codes	7636	7283	7284	7285	7289
Stainless steel codes	7637	7286	7287	7288	7291

Nuts UNI 5588-65 - Box quantity: 24 pieces.



Ø d	M8	M10	M12	M14	M16
Smm	6,5	8	10	11	13
Ch. mm	13	17	19	22	24
Zinc plated steel codes	7634	7269	7270	7271	7275
Stainless steel codes	7635	7272	7273	7274	7277

On request

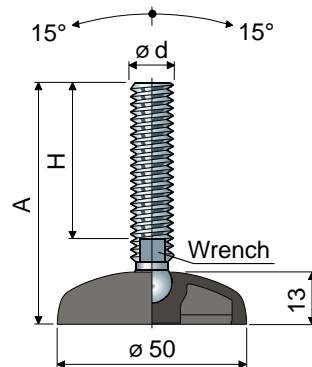
- Bases: In reinforced polypropylene (maximum static load is reduced to 1/3 compared to that with polyamide base) • other colours.
- Spindles with: Sunk hexagon head • second wrench seat head • hexagon wrench seat • threads with other pitches and lengths.
- Assembling of: Anti-slip pads • nuts • washers.
- Box quantity: According to your request.

Thread sizes in inches are expressed as the number of threads (UNC coarse thread) per Imperial inch

Articulated feet

(base in reinforced polyamide)

Ø 50 Part. 15



Spindle measures in mm				Spindle material			Max static load (N)
Ød	A	H	Wrench	Zinc plated steel Code	Stainless steel AISI 304 Code	Stainless steel AISI 316 Code	
M8x1,25	68	45	6	15 / 7396	15 / 7397	-	11000
	88	65	6	15 / 7398	15 / 7399	-	
	130	107	6	15 / 7896	15 / 7897	-	
M10x1,5	60	35	8	15 / 7018	15 / 7019	-	12000
	95	70	8	15 / 7020	15 / 7021	-	
	140	115	8	15 / 7022	15 / 7023	-	
M12x1,75	70	43	10	15 / 7024	15 / 7025	-	13000
	90	63	10	15 / 7026	15 / 7027	-	
	105	77	10	15 / 7400	15 / 7401	-	
	120	93	10	15 / 7028	15 / 7029	15 / 85118	
	150	123	10	15 / 7030	15 / 7031	-	
M14x2	90	61	12	15 / 7032	15 / 7033	-	14000
	120	91	12	15 / 7034	15 / 7035	-	
	145	116	12	15 / 7886	15 / 7887	-	
	195	165	12	15 / 83866	15 / 86787	-	
M16x2	92	60	13	15 / 86764	15 / 86765	15 / 90801 NEW	16000
	122	90	13	15 / 86766	15 / 86767	-	
	137	105	13	15 / 86768	15 / 86769	-	
	157	125	13	15 / 86770	15 / 86771	15 / 90802 NEW	
	187	155	13	15 / 86772	15 / 86773	-	
	197	165	13	15 / 86774	15 / 86775	-	
	237	205	13	15 / 86776	15 / 86777	-	

Spindle measures in inches				Spindle material		Max static load (N)
Ød	A	H	Wrench	Zinc plated steel Code	Stainless steel AISI 304 Code	
1/2"-13 UNC	5,10"	4"	7/16"	15 / 83268	15 / 83269	12000
5/8"-11 UNC	8,25"	7"	1/2"	15 / 86782	15 / 86783	14000
3/4"-10 UNC	8,34"	7"	5/8"	15 / 86784	15 / 86785	16000

Base material: Reinforced polyamide black colour.

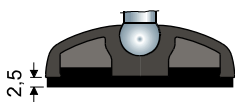
Box quantity: 24 pieces.

Accessories

Anti-slip pads:

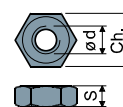
- code: 7264;
- material: thermoplastic rubber 68 Shore black colour;
- box quantity: 24 pieces.

Washers UNI 6592-69 - Box quantity: 24 pieces.



Ø M	M8	M10	M12	M14	M16
Smm	1,6	2	2,5	2,5	3
Ø A mm	17	21	24	28	30
Zinc plated steel codes	7636	7283	7284	7285	7289
Stainless steel codes	7637	7286	7287	7288	7291

Nuts UNI 5588-65 - Box quantity: 24 pieces.



Ø d	M8	M10	M12	M14	M16
Smm	6,5	8	10	11	13
Ch. mm	13	17	19	22	24
Zinc plated steel codes	7634	7269	7270	7271	7275
Stainless steel codes	7635	7272	7273	7274	7277

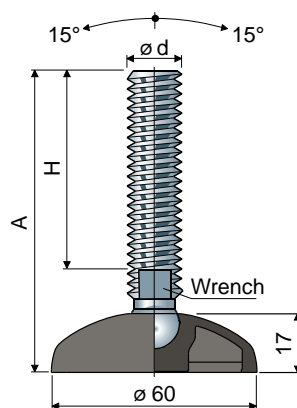
On request

- Bases: In reinforced polypropylene (maximum static load is reduced to 1/3 compared to that with polyamide base) • other colours.
- Spindles with: Sunk hexagon head • second wrench seat head • hexagon wrench seat • threads with other pitches and lengths.
- Assembling of: Anti-slip pads • nuts • washers.
- Box quantity: According to your request.

Thread sizes in inches are expressed as the number of threads (UNC coarse thread) per Imperial inch

Articulated feet

(base in reinforced polyamide)

Part. **18** Ø 60


Spindle measures in mm				Spindle material			Max static load (N)
Ød	A	H	Wrench	Zinc plated steel Code	Stainless steel AISI 304 Code	Stainless steel AISI 316 Code	
M8x1,25	72	45	6	18 / 7402	18 / 7403	-	12000
	92	65	6	18 / 7404	18 / 7405	-	
	134	107	6	18 / 7898	18 / 7899	-	
M10x1,5	64	35	8	18 / 7036	18 / 7037	-	13000
	99	70	8	18 / 7038	18 / 7039	-	
	144	115	8	18 / 7040	18 / 7041	-	
M12x1,75	74	43	10	18 / 7042	18 / 7043	-	14000
	94	63	10	18 / 7044	18 / 7045	-	
	109	77	10	18 / 7406	18 / 7407	-	
	124	93	10	18 / 7046	18 / 7047	18 / 85119	
	154	123	10	18 / 7048	18 / 7049	-	
M14x2	94	61	12	18 / 7050	18 / 7051	-	15000
	124	91	12	18 / 7052	18 / 7053	-	
	149	116	12	18 / 7888	18 / 7889	-	
	198	165	12	18 / 86794	18 / 86795	-	
M16x2	95	60	13	18 / 7054	18 / 7055	18 / 85120	17000
	125	90	13	18 / 7408	18 / 7409	-	
	140	105	13	18 / 7056	18 / 7057	-	
	160	125	13	18 / 7058	18 / 7059	18 / 85121	
	190	155	13	18 / 7410	18 / 7411	-	
	200	165	13	18 / 7060	18 / 7061	-	
M20x2,5	240	205	13	18 / 83156	18 / 83157	-	19000
	125	86	17	18 / 7062	18 / 7063	-	
	155	116	17	18 / 7064	18 / 7065	-	
	180	141	17	18 / 7066	18 / 7067	18 / 85122	
	200	161	17	18 / 88840	18 / 88841	-	
	237	198	17	18 / 7068	18 / 7069	-	

Spindle measures in inches				Spindle material			Max static load (N)
Ød	A	H	Wrench	Zinc plated steel Code	Stainless steel AISI 304 Code	Stainless steel AISI 316 Code	
1/2"-13 UNC	5,24"	4"	7/16"	18 / 83270	18 / 83271	-	14000
5/8"-11 UNC	8,36"	7"	1/2"	18 / 83272	18 / 83273	-	17000
3/4"-10 UNC	8,43"	7"	5/8"	18 / 83274	18 / 83275	-	19000

Base material: Reinforced polyamide black colour.

Box quantity: 24 pieces.

Accessories

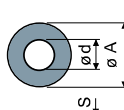
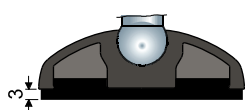
Anti-slip pads:

- code: 7265;

- material: thermoplastic rubber 68 Shore black colour;

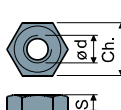
- box quantity: 24 pieces.

Washers UNI 6592-69 - Box quantity: 24 pieces.



	M8	M10	M12	M14	M16	M20
Ø M						
Smm	1,6	2	2,5	2,5	3	3
Ø A mm	17	21	24	28	30	37
Zinc plated steel codes	7636	7283	7284	7285	7289	7290
Stainless steel codes	7637	7286	7287	7288	7291	7292

Nuts UNI 5588-65 - Box quantity: 24 pieces.



	M8	M10	M12	M14	M16	M20
Ø d						
Smm	6,5	8	10	11	13	16
Ch. mm	13	17	19	22	24	30
Zinc plated steel codes	7634	7269	7270	7271	7275	7276
Stainless steel codes	7635	7272	7273	7274	7277	7278

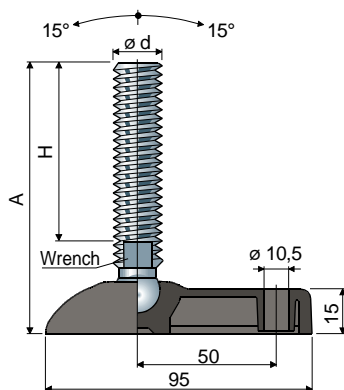
On request

- Bases: In reinforced polypropylene (maximum static load is reduced to 1/3 compared to that with polyamide base) • other colours.
- Spindles with: Sunk hexagon head • second wrench seat head • hexagon wrench seat • threads with other pitches and lengths.
- Assembling of: Anti-slip pads • nuts • washers.
- Box quantity: According to your request.

Thread sizes in inches are expressed as the number of threads (UNC coarse thread) per Imperial inch

Articulated feet

(base in reinforced polyamide)



60X95 Part. 27

Spindle measures in mm				Spindle material			Max static load (N)
ød	A	H	Wrench	Zinc plated steel Code	Stainless steel AISI 304 Code	Stainless steel AISI 316 Code	
M8x1,25	72	45	6	27 / 7412	27 / 7413	-	12000
	92	65	6	27 / 7414	27 / 7415	-	
	134	107	6	27 / 7900	27 / 7901	-	
M10x1,5	64	35	8	27 / 7416	27 / 7417	-	13000
	99	70	8	27 / 7418	27 / 7419	-	
	144	115	8	27 / 7420	27 / 7421	-	
M12x1,75	74	43	10	27 / 7422	27 / 7423	-	14000
	94	63	10	27 / 7424	27 / 7425	-	
	109	77	10	27 / 7426	27 / 7427	-	
	124	93	10	27 / 7428	27 / 7429	27 / 85171	
M14x2	154	123	10	27 / 7430	27 / 7431	-	15000
	94	61	12	27 / 7432	27 / 7433	-	
	124	91	12	27 / 7434	27 / 7435	-	
	149	116	12	27 / 7890	27 / 7891	-	
	198	165	12	27 / 86788	27 / 86791	-	
M16x2	95	60	13	27 / 7436	27 / 7437	27 / 85172	17000
	125	90	13	27 / 7438	27 / 7439	-	
	140	105	13	27 / 7440	27 / 7441	-	
	160	125	13	27 / 7442	27 / 7443	27 / 85173	
	190	155	13	27 / 7444	27 / 7445	-	
	200	165	13	27 / 7446	27 / 7447	-	
M20x2,5	240	205	13	27 / 83158	27 / 83159	-	19000
	125	86	17	27 / 7448	27 / 7449	-	
	155	116	17	27 / 7450	27 / 7451	-	
	180	141	17	27 / 7452	27 / 7453	27 / 85174	
	200	161	17	27 / 88842	27 / 88843	-	
	237	198	17	27 / 7454	27 / 7455	-	

Spindle measures in inches				Spindle material			Max static load (N)
ød	A	H	Wrench	Zinc plated steel Code	Stainless steel AISI 304 Code		
1/2"-13 UNC	5,24"	4"	7/16"	27 / 83276	27 / 83277		14000
5/8"-11 UNC	8,38"	7"	1/2"	27 / 83278	27 / 83279		17000
3/4"-10 UNC	8,47"	7"	5/8"	27 / 83280	27 / 83281		19000

Base material: Reinforced polyamide black colour.

Box quantity: 24 pieces.

Accessories

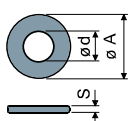
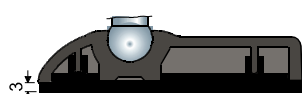
Anti-slip pads:

- code: 7632;

- material: thermoplastic rubber 68 Shore black colour;

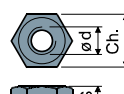
- box quantity: 24 pieces.

Washers UNI 6592-69 - Box quantity: 24 pieces.



ø M	M8	M10	M12	M14	M16	M20
Smm	1,6	2	2,5	2,5	3	3
ø A mm	17	21	24	28	30	37
Zinc plated steel codes	7636	7283	7284	7285	7289	7290
Stainless steel codes	7637	7286	7287	7288	7291	7292

Nuts UNI 5588-65 - Box quantity: 24 pieces.



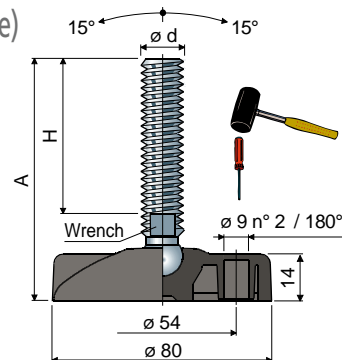
ød	M8	M10	M12	M14	M16	M20
Smm	6,5	8	10	11	13	16
Ch. mm	13	17	19	22	24	30
Zinc plated steel codes	7634	7269	7270	7271	7275	7276
Stainless steel codes	7635	7272	7273	7274	7277	7278

On request

- Bases: In reinforced polypropylene (maximum static load is reduced to 1/3 compared to that with polyamide base) • other colours.
- Spindles with: Sunk hexagon head • second wrench seat head • hexagon wrench seat • threads with other pitches and lengths.
- Assembling of: Anti-slip pads • nuts • washers.
- Box quantity: According to your request.

Thread sizes in inches are expressed as the number of threads (UNC coarse thread) per Imperial inch

Articulated feet (base in reinforced polyamide)

Part. **25** \varnothing **80**


Spindle measures in mm				Base colour						Max static load (N)
				BLACK			BLUE RAL 5005			
				Spindle material			Spindle material			
ød	A	H	Wrench	Zinc plated steel	Stainless steel AISI 304	Stainless steel AISI 316	Zinc plated steel	Stainless steel AISI 304	Stainless steel AISI 316	
				Code	Code	Code	Code	Code	Code	
M8x1,25	74	45	6	25 / 7456	25 / 7457	-	25 / 87782	25 / 87781	-	12000
	94	65	6	25 / 7458	25 / 7459	-	25 / 87784	25 / 87783	-	
	136	107	6	25 / 7902	25 / 7903	-	25 / 87786	25 / 87785	-	
M10x1,5	66	35	8	25 / 7070	25 / 7071	-	25 / 87788	25 / 87787	-	14000
	101	70	8	25 / 7072	25 / 7073	-	25 / 87790	25 / 87789	-	
	146	115	8	25 / 7074	25 / 7075	-	25 / 87792	25 / 87791	-	
M12x1,75	76	43	10	25 / 7076	25 / 7077	-	25 / 87794	25 / 87793	-	15000
	96	63	10	25 / 7078	25 / 7079	-	25 / 87796	25 / 87795	-	
	111	77	10	25 / 7460	25 / 7461	-	25 / 87798	25 / 87797	-	
	126	93	10	25 / 7080	25 / 7081	25 / 85123	25 / 87800	25 / 87799	25 / 87863	
	156	123	10	25 / 7082	25 / 7083	-	25 / 87802	25 / 87801	-	
M14x2	96	61	12	25 / 7084	25 / 7085	-	25 / 87804	25 / 87803	-	16000
	126	91	12	25 / 7086	25 / 7087	-	25 / 87806	25 / 87805	-	
	151	116	12	25 / 7892	25 / 7893	-	25 / 87808	25 / 87807	-	
	200	165	12	25 / 7950	25 / 86789	-	25 / 87810	25 / 87809	-	
M16x2	97	60	13	25 / 7088	25 / 7089	25 / 85124	25 / 87832	25 / 87831	25 / 87865	19000
	127	90	13	25 / 7462	25 / 7463	-	25 / 87834	25 / 87833	-	
	142	105	13	25 / 7090	25 / 7091	-	25 / 87836	25 / 87835	-	
	162	125	13	25 / 7092	25 / 7093	25 / 85125	25 / 87838	25 / 87837	25 / 87867	
	192	155	13	25 / 7464	25 / 7465	-	25 / 87840	25 / 87839	-	
	202	165	13	25 / 7094	25 / 7095	-	25 / 87842	25 / 87841	-	
M20x2,5	242	205	13	25 / 83160	25 / 83161	-	25 / 87844	25 / 87843	-	21000
	127	86	17	25 / 7096	25 / 7097	-	25 / 87846	25 / 87845	-	
	157	116	17	25 / 7098	25 / 7099	-	25 / 87848	25 / 87847	-	
	182	141	17	25 / 7100	25 / 7101	25 / 85126	25 / 87850	25 / 87849	25 / 87869	
	202	161	17	25 / 88844	25 / 88845	-	25 / 88846	25 / 88847	-	
M24x3	239	198	17	25 / 7102	25 / 7103	-	25 / 87852	25 / 87851	-	23000
	137	96	19	25 / 7466	25 / 7467	-	25 / 87854	25 / 87853	-	
	163	122	19	25 / 7104	25 / 7105	-	25 / 87856	25 / 87855	-	
	193	152	19	25 / 7106	25 / 7107	-	25 / 87858	25 / 87857	-	
	223	182	19	25 / 7108	25 / 7109	-	25 / 87860	25 / 87859	-	
	341	300	19	25 / 7472	25 / 7473	-	25 / 87862	25 / 87861	-	

Spindle measures in inches				Base colour				Max static load (N)
				BLACK		BLUE RAL 5005		
				Spindle material		Spindle material		
				Zinc plated steel	Stainless steel AISI 304	Zinc plated steel	Stainless steel AISI 304	
ød	A	H	Wrench	Code	Code	Code	Code	
1/2"-13 UNC	5,20"	4"	7/16"	25 / 83282	25 / 83283	25 / 88066	25 / 88067	15000
5/8"-11 UNC	8,32"	7"	1/2"	25 / 83284	25 / 83285	25 / 88068	25 / 88069	19000
3/4"-10 UNC	8,41"	7"	5/8"	25 / 83286	25 / 83287	25 / 88070	25 / 88071	21000

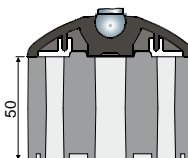
Base material: Reinforced polyamide black or blue Ral 5005 colour.

Box quantity: 24 pieces.

Accessories

Anti-slip pads:

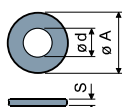
- code: 7266;
- material: thermoplastic rubber 68 Shore black colour;
- box quantity: 24 pieces.



Spacers:

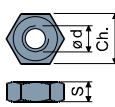
- code: 86797 (see pag. 290);
- material: Reinforced polyamide black colour;
- box quantity: 8 pieces.

Washers UNI 6592-69 - Box quantity: 24 pieces.



$\varnothing M$	M8	M10	M12	M14	M16	M20	M24
Smm	1,6	2	2,5	2,5	3	3	4
$\varnothing A$ mm	17	21	24	28	30	37	44
Zinc plated steel codes	7636	7283	7284	7285	7289	7290	7293
Stainless steel codes	7637	7286	7287	7288	7291	7292	7294

Nuts UNI 5588-65 - Box quantity: 24 pieces.



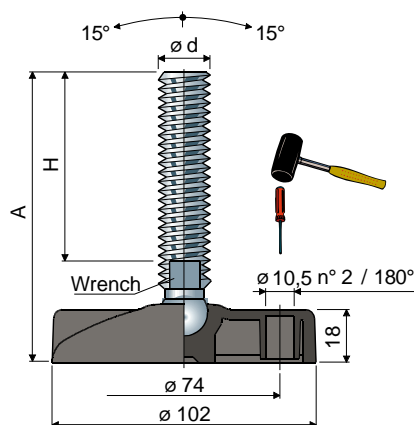
$\varnothing d$	M8	M10	M12	M14	M16	M20	M24
Smm	6,5	8	10	11	13	16	19
Ch. mm	13	17	19	22	24	30	36
Zinc plated steel codes	7634	7269	7270	7271	7275	7276	7279
Stainless steel codes	7635	7272	7273	7274	7277	7278	7280

On request

- Bases: In reinforced polypropylene (maximum static load is reduced to 1/3 compared to that with polyamide base) • other colours • with pre-bored fixing holes.
- Spindles with: Sunk hexagon head • second wrench seat head • hexagon wrench seat • threads with other pitches and lengths.
- Assembling of: Anti-slip pads • nuts • washers.
- Box quantity: According to your request.

Thread sizes in inches are expressed as the number of threads (UNC coarse thread) per Imperial inch

Articulated feet (base in reinforced polyamide)



Ø 102 Part. 38

Spindle measures in mm				Spindle material			Max static load (N)
ø d	A	H	Wrench	Zinc plated steel Code	Stainless steel AISI 304 Code	Stainless steel AISI 316 Code	
M12x1,75	79	43	10	38 / 83166	38 / 83167	-	15000
	99	63	10	38 / 83168	38 / 83169	-	
	114	78	10	38 / 83170	38 / 83171	-	
	129	93	10	38 / 83172	38 / 83173	38 / 85127	
	159	123	10	38 / 83174	38 / 83175	-	
M14x2	99	61	12	38 / 83176	38 / 83177	-	18000
	129	91	12	38 / 83178	38 / 83179	-	
	154	116	12	38 / 83180	38 / 83181	-	
	203	165	12	38 / 86790	38 / 86093	-	
M16x2	100	60	13	38 / 7110	38 / 7111	38 / 85128	22000
	130	90	13	38 / 7474	38 / 7475	-	
	145	105	13	38 / 7112	38 / 7113	-	
	165	125	13	38 / 7114	38 / 7115	38 / 85129	
	195	155	13	38 / 7476	38 / 7477	-	
	205	165	13	38 / 7116	38 / 7117	-	
M20x2,5	245	205	13	38 / 83182	38 / 83183	-	24000
	130	86	17	38 / 7118	38 / 7119	-	
	160	116	17	38 / 7120	38 / 7121	-	
	185	141	17	38 / 7122	38 / 7123	38 / 85130	
	205	161	17	38 / 88848	38 / 88849	-	
M24x3	242	198	17	38 / 7124	38 / 7125	-	26000
	140	96	19	38 / 7478	38 / 7479	-	
	166	122	19	38 / 7126	38 / 7127	-	
	196	152	19	38 / 7128	38 / 7129	-	
	226	182	19	38 / 7130	38 / 7131	-	
	344	300	19	38 / 7484	38 / 7485	-	

Spindle measures in inches				Spindle material		Max static load (N)
ø d	A	H	Wrench	Zinc plated steel Code	Stainless steel AISI 304 Code	
1/2"-13 UNC	5,44"	4"	7/16"	38 / 83288	38 / 83289	15000
5/8"-11 UNC	8,57"	7"	1/2"	38 / 83290	38 / 83291	22000
3/4"-10 UNC	8,65"	7"	5/8"	38 / 83292	38 / 83293	24000

Base material: Reinforced polyamide black colour.

Box quantity: 24 pieces.

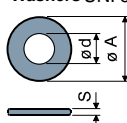
Accessories

Anti-slip pads:

- code: 7267;
- material: thermoplastic rubber 68 Shore black colour;
- box quantity: 24 pieces.

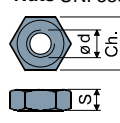


Washers UNI 6592-69 - Box quantity: 24 pieces.



	M12	M14	M16	M20	M24
ø M	M12	M14	M16	M20	M24
Smm	2,5	2,5	3	3	4
ø A mm	24	28	30	37	44
Zinc plated steel codes	7284	7285	7289	7290	7293
Stainless steel codes	7287	7288	7291	7292	7294

Nuts UNI 5588-65 - Box quantity: 24 pieces.



	M12	M14	M16	M20	M24
ø d	M12	M14	M16	M20	M24
Smm	10	11	13	16	19
Ch. mm	19	22	24	30	36
Zinc plated steel codes	7270	7271	7275	7276	7279
Stainless steel codes	7273	7274	7277	7278	7280

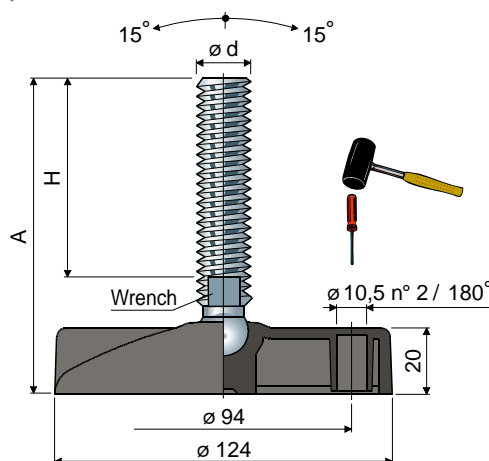
On request

- Bases: In reinforced polypropylene (maximum static load is reduced to 1/3 compared to that with polyamide base) • other colours • with pre-bored fixing holes.
- Spindles with: Sunk hexagon head • second wrench seat head • hexagon wrench seat • threads with other pitches and lengths.
- Assembling of: Anti-slip pads • nuts • washers.
- Box quantity: According to your request.

Thread sizes in inches are expressed as the number of threads (UNC coarse thread) per Imperial inch

Articulated feet

(base in reinforced polyamide)

Part. **45** Ø **124**


Spindle measures in mm				Spindle material			Max static load (N)
Ød	A	H	Wrench	Zinc plated steel Code	Stainless steel AISI 304 Code	Stainless steel AISI 316 Code	
M14x2	103	61	12	45 / 83184	45 / 83185	-	18000
	133	91	12	45 / 83186	45 / 83187	-	
	158	116	12	45 / 83188	45 / 83189	-	
	207	165	12	45 / 86792	45 / 86793	-	
M16x2	104	60	13	45 / 7132	45 / 7133	45 / 85131	25000
	134	90	13	45 / 7486	45 / 7487	-	
	149	105	13	45 / 7134	45 / 7135	-	
	169	125	13	45 / 7136	45 / 7137	45 / 85132	
	199	155	13	45 / 7488	45 / 7489	-	
	209	165	13	45 / 7138	45 / 7139	-	
M20x2,5	249	205	13	45 / 83162	45 / 83163	-	27000
	134	86	17	45 / 7140	45 / 7141	-	
	164	116	17	45 / 7142	45 / 7143	-	
	189	141	17	45 / 7144	45 / 7145	45 / 85133	
	209	161	17	45 / 88850	45 / 88851	-	
M24x3	246	198	17	45 / 7146	45 / 7147	-	29000
	144	96	19	45 / 7490	45 / 7491	-	
	170	122	19	45 / 7148	45 / 7149	-	
	200	152	19	45 / 7150	45 / 7151	-	
	230	182	19	45 / 7152	45 / 7153	-	
	348	300	19	45 / 7496	45 / 7497	-	

Spindle measures in inches				Spindle material		Max static load (N)
Ød	A	H	Wrench	Zinc plated steel Code	Stainless steel AISI 304 Code	
5/8" -11 UNC	8,75"	7"	1/2"	45 / 83294	45 / 83295	25000
3/4" -10 UNC	8,82"	7"	5/8"	45 / 83296	45 / 83297	27000

Base material: Reinforced polyamide black colour.

Box quantity: 8 pieces.

Accessories

Anti-slip pads:

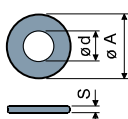
- code: 7268;

- material: thermoplastic rubber 68 Shore black colour;

- box quantity: 8 pieces.

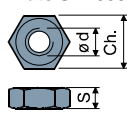


Washers UNI 6592-69 - Box quantity: 24 pieces.



Ø M	M14	M16	M20	M24
Smm	2,5	3	3	4
Ø A mm	28	30	37	44
Zinc plated steel codes	7285	7289	7290	7293
Stainless steel codes	7288	7291	7292	7294

Nuts UNI 5588-65 - Box quantity: 24 pieces.



Ø d	M14	M16	M20	M24
Smm	11	13	16	19
Ch. mm	22	24	30	36
Zinc plated steel codes	7271	7275	7276	7279
Stainless steel codes	7274	7277	7278	7280

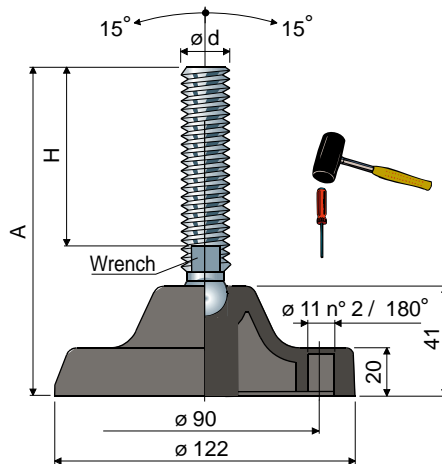
On request

- Bases: In reinforced polypropylene (maximum static load is reduced to 1/3 compared to that with polyamide base) • other colours • with pre-bored fixing holes.
- Spindles with: Sunk hexagon head • second wrench seat head • hexagon wrench seat • threads with other pitches and lengths.
- Assembling of: Anti-slip pads • nuts • washers.
- Box quantity: According to your request.

Thread sizes in inches are expressed as the number of threads (UNC coarse thread) per Imperial inch

Articulated feet

(base in reinforced polyamide)



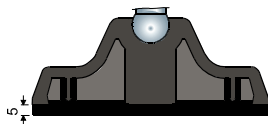
Ø 122 Part. 92

Spindle measures in mm				Spindle material			Max static load (N)
ød	A	H	Wrench	Zinc plated steel Code	Stainless steel AISI 304 Code	Stainless steel AISI 316 Code	
M16x2	118	60	13	92 / 7782	92 / 7783	92 / 85134	25000
	148	90	13	92 / 7784	92 / 7785	-	
	163	105	13	92 / 7786	92 / 7787	-	
	183	125	13	92 / 7788	92 / 7789	92 / 85135	
	213	155	13	92 / 7790	92 / 7791	-	
	223	165	13	92 / 7792	92 / 7793	-	
	263	205	13	92 / 83164	92 / 83165	-	
M20x2,5	147	86	17	92 / 7794	92 / 7795	-	27000
	177	116	17	92 / 7796	92 / 7797	-	
	202	141	17	92 / 7798	92 / 7799	92 / 85136	
	222	161	17	92 / 88852	92 / 88853	-	
	259	198	17	92 / 7800	92 / 7801	-	
M24x3	157	96	19	92 / 80702	92 / 80703	-	29000
	183	122	19	92 / 80704	92 / 80705	-	
	213	152	19	92 / 80706	92 / 80707	-	
	243	182	19	92 / 80708	92 / 80709	-	
	361	300	19	92 / 80710	92 / 80711	-	

Spindle measures in inches				Spindle material		Max static load (N)
ød	A	H	Wrench	Zinc plated steel Code	Stainless steel AISI 304 Code	
5/8"-11 UNC	9,29"	7"	1/2"	92 / 83298	92 / 83299	25000
3/4"-10 UNC	9,37"	7"	5/8"	92 / 83300	92 / 83301	27000

Base material: Reinforced polyamide black colour.

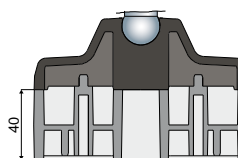
Box quantity: 8 pieces.



Accessories

Anti-slip pads:

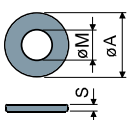
- code: 7633;
- material: thermoplastic rubber 68 Shore black colour;
- box quantity: 8 pieces.



Spacers:

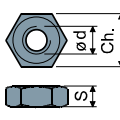
- code: 83410 (see pag. 290);
- material: Reinforced polyamide black colour;
- box quantity: 8 pieces.

Washers UNI 6592-69 - Box quantity: 24 pieces.



ø M	M16	M20	M24
Smm	3	3	4
ø Amm	30	37	44
Zinc plated steel codes	7289	7290	7293
Stainless steel codes	7291	7292	7294

Nuts UNI 5588-65 - Box quantity: 24 pieces.



ø d	M16	M20	M24
Smm	13	16	19
Ch. mm	24	30	36
Zinc plated steel codes	7275	7276	7279
Stainless steel codes	7277	7278	7280

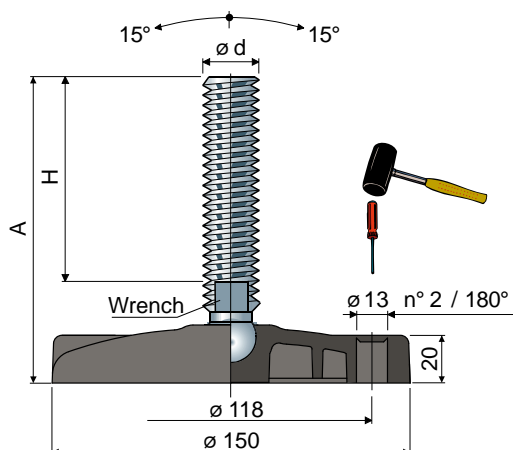
On request

- Bases: In reinforced polypropylene (maximum static load is reduced to 1/3 compared to that with polyamide base) • other colours • with pre-bored fixing holes.
- Spindles with: Sunk hexagon head • second wrench seat head • hexagon wrench seat • threads with other pitches and lengths.
- Assembling of: Anti-slip pads • nuts • washers.
- Box quantity: According to your request.

Thread sizes in inches are expressed as the number of threads (UNC coarse thread) per Imperial inch

Articulated feet

(base in reinforced polyamide)

Part. **122** Ø **150**


Spindle measures in mm				Spindle material			Max static load (N)
Ø d	A	H	Wrench	Zinc plated steel Code	Stainless steel AISI 304 Code	Stainless steel AISI 316 Code	
M20x2,5	131	86	17	122 / 85736	122 / 85737	-	30000
	161	116	17	122 / 85738	122 / 85739	-	
	186	141	17	122 / 85740	122 / 85741	122 / 85765	
	206	161	17	122 / 88854	122 / 88855	-	
	243	198	17	122 / 85742	122 / 85743	-	
M24x3	141	96	19	122 / 85744	122 / 85745	-	32000
	167	122	19	122 / 85746	122 / 85747	-	
	197	152	19	122 / 85748	122 / 85749	-	
	227	182	19	122 / 85750	122 / 85751	-	
	345	300	19	122 / 85752	122 / 85753	-	
M30x3,5	189	144	24	122 / 85754	122 / 85755	-	33000

Base material: Reinforced polyamide black colour.

Box quantity: 8 pieces.

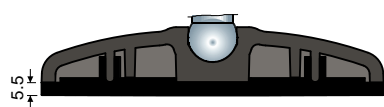
Accessories

Anti-slip pads:

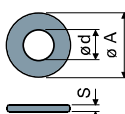
- code: 85780;

- material: thermoplastic rubber 68 Shore black colour;

- box quantity: 8 pieces.

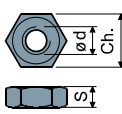


Washers UNI 6592-69 - Box quantity: 24 pieces.



Ø M	M20	M24	M30
Smm	3	4	4
Ø Amm	37	44	56
Zinc plated steel codes	7290	7293	7295
Stainless steel codes	7292	7294	7296

Nuts UNI 5588-65 - Box quantity: 24 pieces.



Ø d	M20	M24	M30
Smm	16	19	24
Ch. mm	30	36	46
Zinc plated steel codes	7276	7279	7281
Stainless steel codes	7278	7280	7282

On request

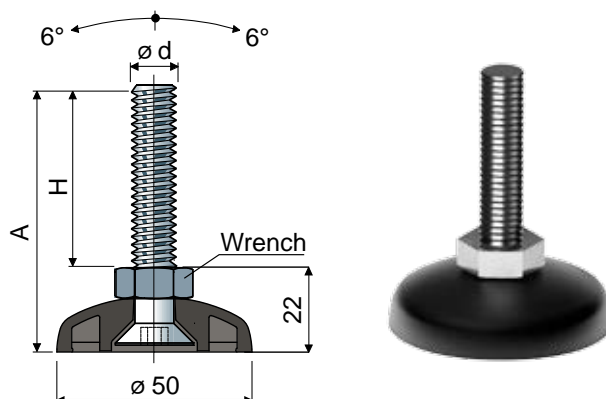
- Bases: In reinforced polypropylene (maximum static load is reduced to 1/3 compared to that with polyamide base) • other colours • with pre-bored fixing holes.
- Spindles with: Sunk hexagon head • second wrench seat head • hexagon wrench seat • threads with other pitches and lengths.
- Assembling of: Anti-slip pads • nuts • washers.
- Box quantity: According to your request.

Adjustable feet

(base in reinforced polyamide)

Ø 50

Part. **79**



Spindle measures in mm				Spindle material		
Ø d	A	H	Wrench	Zinc plated steel Code	Stainless steel AISI 304 Code	Max static load (N)
M10x1,5	67	45	17	79 / 82074	79 / 82075	12000
	92	70	17	79 / 82076	79 / 82077	
	122	100	17	79 / 82078	79 / 82079	

Base material: Reinforced polyamide black colour.

Box quantity: 24 pieces.

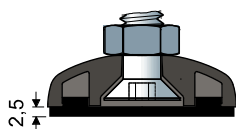
Accessories

Anti-slip pads:

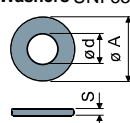
- code: 7264;

- material: thermoplastic rubber 68 Shore black colour;

- box quantity: 24 pieces.

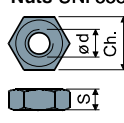


Washers UNI 6592-69 - Box quantity: 24 pieces.



Ø M	M10
S mm	2
Ø A mm	21
Zinc plated steel codes	7283
Stainless steel codes	7286

Nuts UNI 5588-65 - Box quantity: 24 pieces.



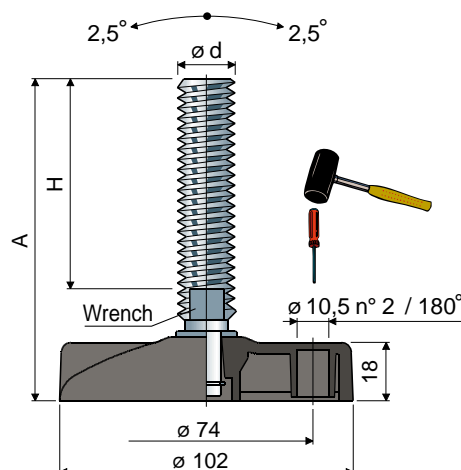
Ø d	M10
S mm	8
Ch. mm	17
Zinc plated steel codes	7269
Stainless steel codes	7272

On request

- Bases: In reinforced polypropylene (maximum static load is reduced to 1/3 compared to that with polyamide base) • other colours.
- Spindles with: Threads with other pitches and lengths.
- Assembling of: Anti-slip pads • nuts • washers.
- Box quantity: According to your request.

Adjustable feet

(base in reinforced polyamide)

Part. **87** Ø **102**


Spindle measures in mm				Base colour						Max static load (N)
				BLACK			BLUE RAL 5005			
				Spindle material			Spindle material			
ød	A	H	Wrench	Zinc plated steel	Stainless steel AISI 304	Stainless steel AISI 316	Zinc plated steel	Stainless steel AISI 304	Stainless steel AISI 316	
				Code	Code	Code	Code	Code	Code	
M16x2	98	58	13	87 / 7498	87 / 7499	-	87 / 87870	87 / 87871	-	33000
	129	89	13	87 / 89288	87 / 89295	-	87 / 89290	87 / 89297	-	
	159	119	13	87 / 7904	87 / 7905	-	87 / 87872	87 / 87873	-	
	185	145	13	87 / 7154	87 / 7155	-	87 / 87874	87 / 87875	-	
	241	201	13	87 / 7156	87 / 7157	-	87 / 87876	87 / 87877	-	
M18x2,5	197	157	15	87 / 82134	87 / 82135	-	87 / 87878	87 / 87879	-	
M20x2,5	132	89	17	87 / 87316	87 / 87317	-	87 / 87880	87 / 87881	-	35000
	150	107	17	87 / 7158	87 / 7159	-	87 / 87882	87 / 87883	-	
	179	136	17	87 / 7500	87 / 7501	-	87 / 87884	87 / 87885	-	
	200	157	17	87 / 7160	87 / 7161	87 / 85137	87 / 87886	87 / 87887	87 / 87900	
	233	190	17	87 / 83214	87 / 83215	-	87 / 87888	87 / 87889	-	
	281	238	17	87 / 83216	87 / 83217	-	87 / 87890	87 / 87891	-	
M24x3	136	90	19	87 / 7162	87 / 7163	-	87 / 87892	87 / 87893	-	37000
	173	127	19	87 / 7502	87 / 7503	-	87 / 87894	87 / 87895	-	
	208	162	19	87 / 7164	87 / 7165	-	87 / 87896	87 / 87897	-	
	248	202	19	87 / 83218	87 / 83219	-	87 / 87898	87 / 87899	-	

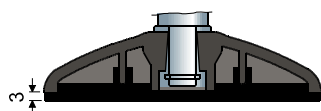
Base material: Reinforced polyamide black or blue Ral 5005 colour.

Box quantity: 24 pieces.

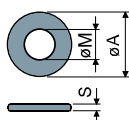
Accessories

Anti-slip pads:

- code: 7267;
- material: thermoplastic rubber 68 Shore black colour;
- box quantity: 24 pieces.

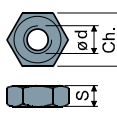


Washers UNI 6592-69 - Box quantity: 24 pieces.



ø M	M16	M20	M24
Smm	3	3	4
ø A mm	30	37	44
Zinc plated steel codes	7289	7290	7293
Stainless steel codes	7291	7292	7294

Nuts UNI 5588-65 - Box quantity: 24 pieces.



ø d	M16	M20	M24
Smm	13	16	19
Ch. mm	24	30	36
Zinc plated steel codes	7275	7276	7279
Stainless steel codes	7277	7278	7280

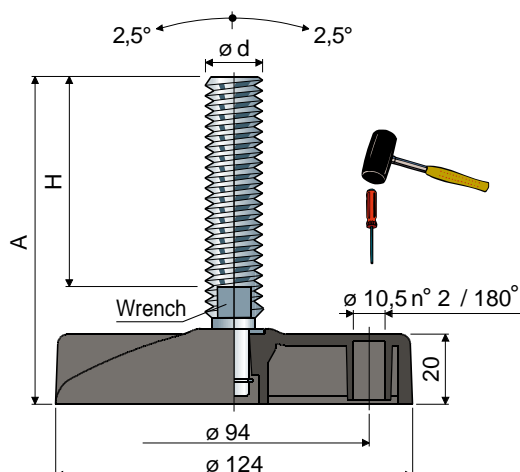
On request

- Bases: In reinforced polypropylene (maximum static load is reduced to 1/3 compared to that with polyamide base) • other colours • with pre-bored fixing holes.
- Spindles with: Sunk hexagon head • second wrench seat head • hexagon wrench seat • threads with other pitches and lengths.
- Assembling of: Anti-slip pads • nuts • washers.
- Box quantity: According to your request.

Adjustable feet

(base in reinforced polyamide)

Ø 124 Part. **89**



Spindle measures in mm				Base colour						Max static load (N)
				BLACK			BLUE RAL 5005			
				Spindle material			Spindle material			
ød	A	H	Wrench	Zinc plated steel Code	Stainless steel AISI 304 Code	Stainless steel AISI 316 Code	Zinc plated steel Code	Stainless steel AISI 304 Code	Stainless steel AISI 316 Code	
M16x2	100	58	13	89 / 7504	89 / 7505	-	89 / 87902	89 / 87903	-	43000
	131	89	13	89 / 89292	89 / 89299	-	89 / 89294	89 / 89301	-	
	161	119	13	89 / 7906	89 / 7907	-	89 / 87904	89 / 87905	-	
	187	145	13	89 / 7166	89 / 7167	-	89 / 87906	89 / 87907	-	
	243	201	13	89 / 7168	89 / 7169	-	89 / 87908	89 / 87909	-	
M18x2,5	199	157	15	89 / 7852	89 / 7851	-	89 / 87910	89 / 87911	-	45000
M20x2,5	134	89	17	89 / 87318	89 / 87319	-	89 / 87912	89 / 87913	-	
	152	107	17	89 / 7170	89 / 7171	-	89 / 87914	89 / 87915	-	
	181	136	17	89 / 7506	89 / 7507	-	89 / 87916	89 / 87917	-	
	202	157	17	89 / 7172	89 / 7173	89 / 85138	89 / 87918	89 / 87919	89 / 87901	
	235	190	17	89 / 83220	89 / 83221	-	89 / 87920	89 / 87921	-	
	283	238	17	89 / 83222	89 / 83223	-	89 / 87922	89 / 87923	-	
M24x3	138	90	19	89 / 7174	89 / 7175	-	89 / 87924	89 / 87925	-	47000
	175	127	19	89 / 7508	89 / 7509	-	89 / 87926	89 / 87927	-	
	210	162	19	89 / 7176	89 / 7177	-	89 / 87928	89 / 87929	-	
	250	202	19	89 / 83224	89 / 83225	-	89 / 87930	89 / 87931	-	
M30x3,5	173	125	24	89 / 7178	89 / 7179	-	89 / 87932	89 / 87933	-	50000
	233	185	24	89 / 7180	89 / 7181	-	89 / 87934	89 / 87935	-	

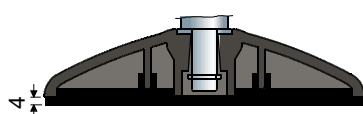
Base material: Reinforced polyamide black or blue Ral 5005 colour.

Box quantity: 8 pieces.

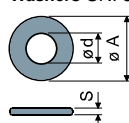
Accessories

Anti-slip pads:

- code: 7268;
- material: thermoplastic rubber 68 Shore black colour;
- box quantity: 8 pieces.

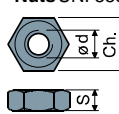


Washers UNI 6592-69 - Box quantity: 24 pieces.



Ø M	M16	M20	M24	M30
Smm	3	3	4	4
Ø A mm	30	37	44	56
Zinc plated steel codes	7289	7290	7293	7295
Stainless steel codes	7291	7292	7294	7296

Nuts UNI 5588-65 - Box quantity: 24 pieces.



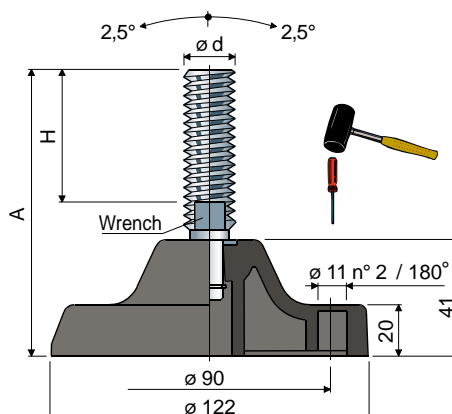
Ø d	M16	M20	M24	M30
Smm	13	16	19	24
Ch. mm	24	30	36	46
Zinc plated steel codes	7275	7276	7279	7281
Stainless steel codes	7277	7278	7280	7282

On request

- Bases: In reinforced polypropylene (maximum static load is reduced to 1/3 compared to that with polyamide base) • other colours • with pre-bored fixing holes.
- Spindles with: Sunk hexagon head • second wrench seat head • hexagon wrench seat • threads with other pitches and lengths.
- Assembling of: Anti-slip pads • nuts • washers.
- Box quantity: According to your request.

Adjustable feet

(base in reinforced polyamide)

Part. **93** \varnothing **122**


Spindle measures in mm				Base colour						Max static load (N)
				BLACK			BLUE RAL 5005			
				Spindle material			Spindle material			
ød	A	H	Wrench	Zinc plated steel	Stainless steel AISI 304	Stainless steel AISI 316	Zinc plated steel	Stainless steel AISI 304	Stainless steel AISI 316	
				Code	Code	Code	Code	Code	Code	
M16x2	119	58	13	93 / 7510	93 / 7511	-	93 / 87936	93 / 87937	-	43000
	150	89	13	93 / 89296	93 / 89303	-	93 / 89298	93 / 89305	-	
	180	119	13	93 / 7908	93 / 7909	-	93 / 87938	93 / 87939	-	
	206	145	13	93 / 7512	93 / 7513	-	93 / 87940	93 / 87941	-	
	262	201	13	93 / 7514	93 / 7515	-	93 / 87942	93 / 87943	-	
M18x2,5	214	157	15	93 / 82136	93 / 82137	-	93 / 87944	93 / 87945	-	45000
M20x2,5	150	89	17	93 / 80548	93 / 87315	-	93 / 87946	93 / 87947	-	
	171	107	17	93 / 7516	93 / 7517	-	93 / 87948	93 / 87949	-	
	200	136	17	93 / 7518	93 / 7519	-	93 / 87950	93 / 87951	-	
	221	157	17	93 / 7520	93 / 7521	93 / 85139	93 / 87952	93 / 87953	93 / 87970	
	250	190	17	93 / 83226	93 / 83227	-	93 / 87954	93 / 87955	-	
	298	238	17	93 / 83228	93 / 83229	-	93 / 87956	93 / 87957	-	47000
M24x3	157	90	19	93 / 7522	93 / 7523	-	93 / 87958	93 / 87959	-	
	194	127	19	93 / 7524	93 / 7525	-	93 / 87960	93 / 87961	-	
	229	162	19	93 / 7526	93 / 7527	-	93 / 87962	93 / 87963	-	
	265	202	19	93 / 83230	93 / 83231	-	93 / 87964	93 / 87965	-	
M30x3,5	188	125	24	93 / 7528	93 / 7529	-	93 / 87966	93 / 87967	-	50000
	252	185	24	93 / 7530	93 / 7531	-	93 / 87968	93 / 87969	-	

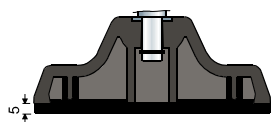
Base material: Reinforced polyamide black or blue Ral 5005 colour.

Box quantity: 8 pieces.

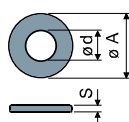
Accessories

Anti-slip pads:

- code: 7633;
- material: thermoplastic rubber 68 Shore black colour;
- box quantity: 8 pieces.

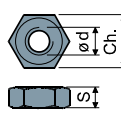


Washers UNI 6592-69 - Box quantity: 24 pieces.



\varnothing M	M16	M20	M24	M30
Smm	3	3	4	4
\varnothing A mm	30	37	44	56
Zinc plated steel codes	7289	7290	7293	7295
Stainless steel codes	7291	7292	7294	7296

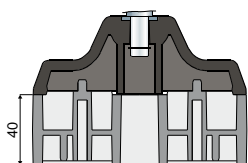
Nuts UNI 5588-65 - Box quantity: 24 pieces.



\varnothing d	M16	M20	M24	M30
Smm	13	16	19	24
Ch. mm	24	30	36	46
Zinc plated steel codes	7275	7276	7279	7281
Stainless steel codes	7277	7278	7280	7282

Spacers:

- code: 83410 (see pag. 290);
- material: Reinforced polyamide black colour;
- box quantity: 8 pieces.



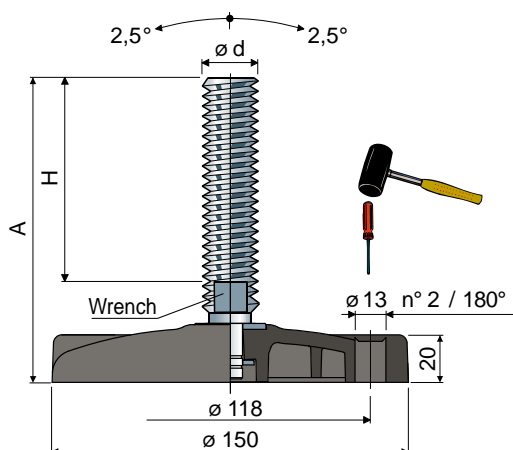
On request

- Bases: In reinforced polypropylene (maximum static load is reduced to 1/3 compared to that with polyamide base) • other colours • with pre-bored fixing holes.
- Spindles with: Sunk hexagon head • second wrench seat head • hexagon wrench seat • threads with other pitches and lengths.
- Assembling of: Anti-slip pads • nuts • washers.
- Box quantity: According to your request.

Adjustable feet

(base in reinforced polyamide)

Ø 150 Part. 124



Spindle measures in mm				Base colour						Max static load (N)
				BLACK			BLUE RAL 5005			
				Spindle material			Spindle material			
ød	A	H	Wrench	Zinc plated steel	Stainless steel AISI 304	Stainless steel AISI 316	Zinc plated steel	Stainless steel AISI 304	Stainless steel AISI 316	
				Code	Code	Code	Code	Code	Code	
M16x2	98	58	13	124 / 85782	124 / 85791	-	124 / 87972	124 / 87973	-	45000
	129	89	13	124 / 89300	124 / 89307	-	124 / 89302	124 / 89309	-	
	159	119	13	124 / 85784	124 / 85793	-	124 / 87974	124 / 87975	-	
	185	145	13	124 / 85786	124 / 85795	-	124 / 87976	124 / 87977	-	
	241	201	13	124 / 85788	124 / 85797	-	124 / 87978	124 / 87979	-	
M18x2,5	197	157	15	124 / 85790	124 / 85799	-	124 / 87980	124 / 87981	-	
M20x2,5	132	89	17	124 / 87320	124 / 87321	-	124 / 87982	124 / 87983	-	47000
	150	107	17	124 / 85756	124 / 85767	-	124 / 87984	124 / 87985	-	
	179	136	17	124 / 85758	124 / 85769	-	124 / 87986	124 / 87987	-	
	200	157	17	124 / 85760	124 / 85771	124 / 85789	124 / 87988	124 / 87989	124 / 87971	
	233	190	17	124 / 85762	124 / 85773	-	124 / 87990	124 / 87991	-	
	281	238	17	124 / 85766	124 / 85775	-	124 / 87992	124 / 87993	-	
M24x3	136	90	19	124 / 85768	124 / 85777	-	124 / 87994	124 / 87995	-	49000
	173	127	19	124 / 85770	124 / 85779	-	124 / 87996	124 / 87997	-	
	208	162	19	124 / 85772	124 / 85781	-	124 / 87998	124 / 87999	-	
	248	202	19	124 / 85774	124 / 85783	-	124 / 88000	124 / 88001	-	
M30x3,5	171	125	24	124 / 85776	124 / 85785	-	124 / 88002	124 / 88003	-	52000
	231	185	24	124 / 85778	124 / 85787	-	124 / 88004	124 / 88005	-	

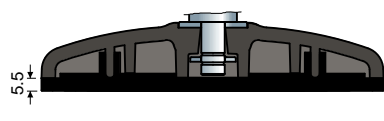
Base material: Reinforced polyamide black or blue Ral 5005 colour.

Box quantity: 8 pieces.

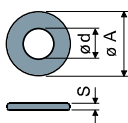
Accessories

Anti-slip pads:

- code: 85780;
- material: thermoplastic rubber 68 Shore black colour;
- box quantity: 8 pieces.

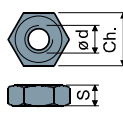


Washers UNI 6592-69 - Box quantity: 24 pieces.



Ø M	M16	M20	M24	M30
S mm	3	3	4	4
Ø A mm	30	37	44	56
Zinc plated steel codes	7289	7290	7293	7295
Stainless steel codes	7291	7292	7294	7296

Nuts UNI 5588-65 - Box quantity: 24 pieces.



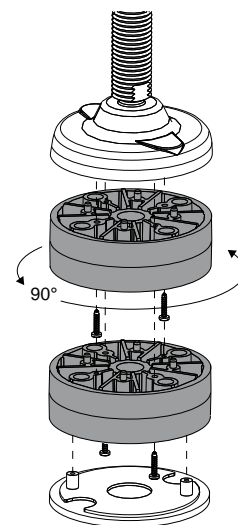
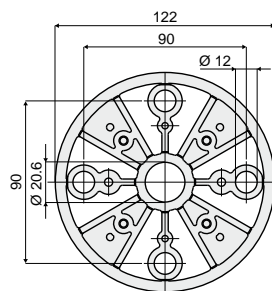
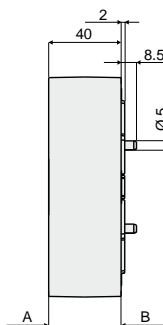

Ø d	M16	M20	M24	M30
S mm	13	16	19	24
Ch. mm	24	30	36	46
Zinc plated steel codes	7275	7276	7279	7281
Stainless steel codes	7277	7278	7280	7282

On request

- Bases: In reinforced polypropylene (maximum static load is reduced to 1/3 compared to that with polyamide base) • other colours • with pre-bored fixing holes.
- Spindles with: Sunk hexagon head • second wrench seat head • hexagon wrench seat • threads with other pitches and lengths.
- Assembling of: Anti-slip pads • nuts • washers.
- Box quantity: According to your request.

Accessories for supporting and levelling components

Part. 104 Spacer (for Part.92, 93)



Code

104 / 83410

A view (spacer)

B view (spacer)

Materials: Spacer in reinforced polyamide black colour.

Features: To be used with foot-plates part. 92 and 93 to increase the height of the foot-plates. It is possible to assemble the anti-slip code 7633 (see page 283, 288).

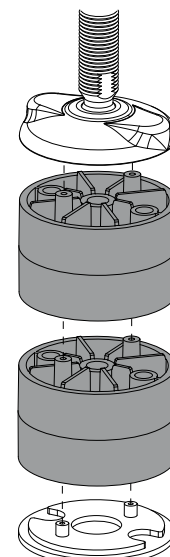
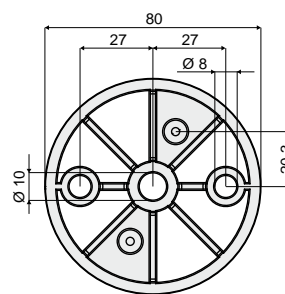
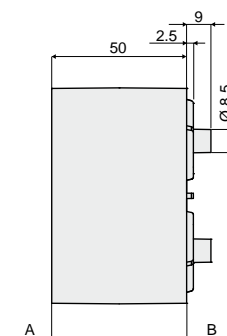
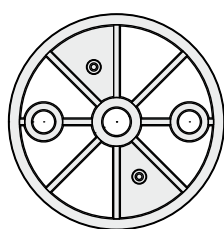
Box quantity: 8 pieces.

On request:

- Box quantity: According to your request.

Example of application

Part. 127 Spacer (for Part.25)



Code

127 / 86797

A view (spacer)

B view (spacer)

Materials: Spacer in reinforced polyamide black colour.

Features: To be used with footplate part. 25 to increase the height of the foot-plates. It is possible to assemble the anti-slip code 7266 (see page 274, 280).

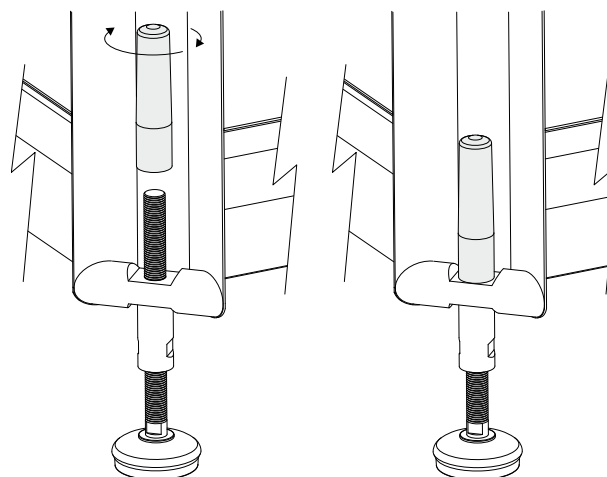
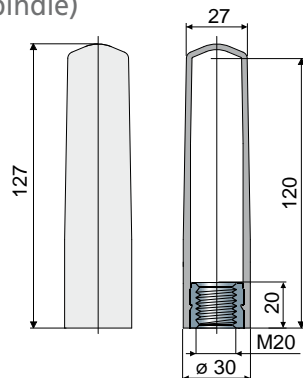
Box quantity: 8 pieces.

On request:

- Box quantity: According to your request.

Example of application

Part. 128 Protection cap (for M20 spindle)



Code

128 / 87128

Materials: Cap in polypropylene grey colour, threaded bushing in nickel plated brass.

Features: To be screwed as a thread protection on M20 spindles, for total protection of the thread.

Box quantity: 8 pieces.

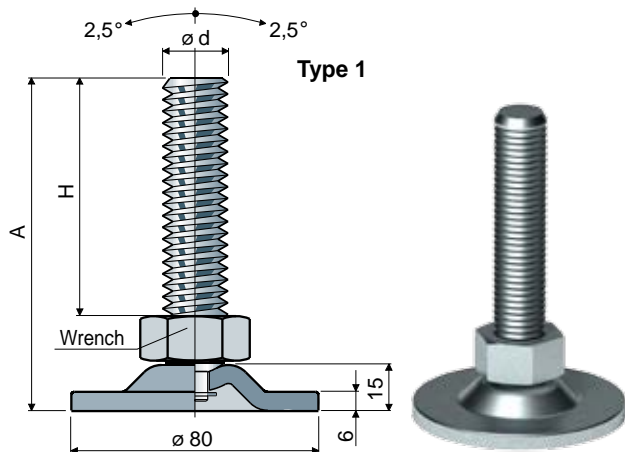
On request:

- Box quantity: According to your request.

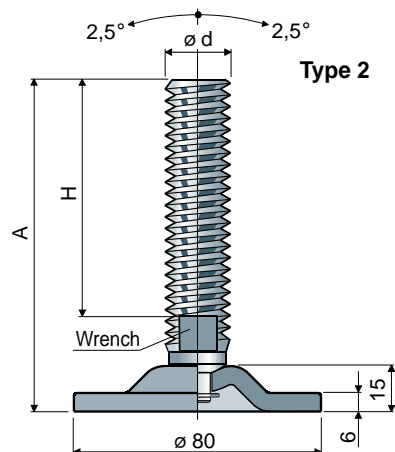
Example of application

Adjustable feet

(base in steel)



Type 1



Type 2

Ø 80 Part. **81**

Spindle measures in mm				Spindle and base in zinc plated steel		Max static load (N)
Ød	A	H	Wrench	Type 1 Code	Type 2 Code	
M20x2,5	120	87	30	81 / 80786	-	40000
	152	117	30	81 / 84318	-	
	160	127	30	81 / 82882	-	
M24x3	120	85	19	-	81 / 80214	

Material: Base and spindle in zinc-plated steel.

Box quantity: 8 pieces.

Washers UNI 6592-69 - Box quantity: 24 pieces.

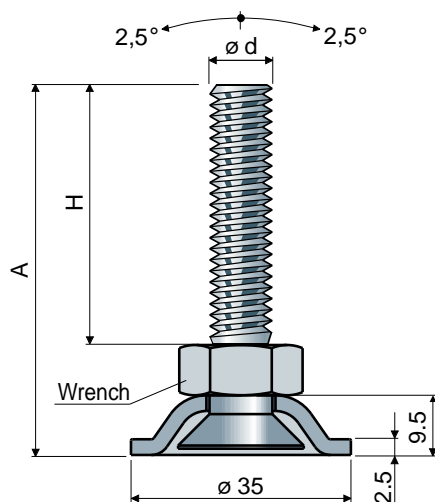
Ø M	M20	M24
Smm	3	4
Ø A mm	37	44
Zinc plated steel codes	7290	7293

Nuts UNI 5588-65 - Box quantity: 24 pieces.

Ø d	M20	M24
Smm	16	19
Ch. mm	30	36
Zinc plated steel codes	7276	7279

On request

- Spindles with: Sunk hexagon head • second wrench seat head • hexagon wrench seat • threads with other pitches and lengths.
- Assembling of: Nuts • washers.
- Box quantity: According to your request.



Ø 35 Part. **123**

Spindle measures in mm				Spindle material		Max static load (N)
Ød	A	H	Wrench	Zinc plated steel Code	Stainless steel AISI 304 Code	
M10x1,5	66	48,5	17	123 / 85712	123 / 85713	10000
	91	73,5	17	123 / 85714	123 / 85715	
	121	103,5	17	123 / 85716	123 / 85717	

Base material: Stainless steel AISI 304.

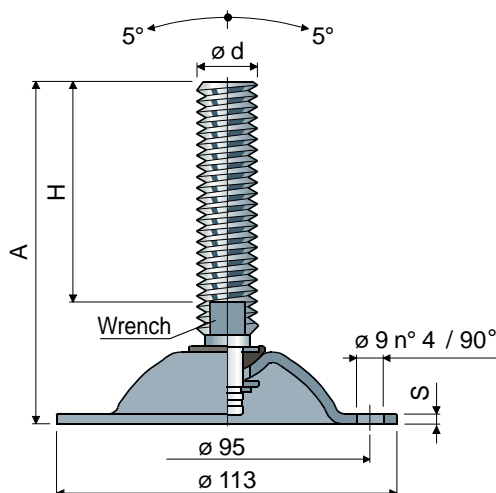
Box quantity: 24 pieces.

On request

- Assembling of: Nuts • washers.
- Box quantity: According to your request.

Adjustable feet

(base in steel)

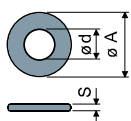
Part. **96** Ø **113**


Spindle measures in mm				Spindle and base material		
Ø d	A	H	Wrench	Zinc plated steel	Stainless steel AISI 304	Max static load (N)
				Code	Code	
M16x2	100	58	13	96 / 7562	96 / 7563	15000 (zinc plated) S = 3,5
	131	89	13	96 / 89304	96 / 89311	
	161	119	13	96 / 7916	96 / 7917	
	187	145	13	96 / 7564	96 / 7565	
	243	201	13	96 / 7566	96 / 7567	
M18x2,5	199	157	15	96 / 82138	96 / 82139	
	134	89	17	96 / 87322	96 / 87323	
	152	107	17	96 / 7568	96 / 7569	
M20x2,5	181	136	17	96 / 7570	96 / 7571	
	202	157	17	96 / 7572	96 / 7573	
	235	190	17	96 / 83232	96 / 83233	
	283	238	17	96 / 83234	96 / 83235	
	138	90	19	96 / 7574	96 / 7575	10000 (AISI 304) S = 3
M24x3	175	127	19	96 / 7576	96 / 7577	
	210	162	19	96 / 7578	96 / 7579	
	250	202	19	96 / 83236	96 / 83237	
	173	125	24	96 / 7580	96 / 7581	
M30x3,5	233	185	24	96 / 7582	96 / 7583	

Materials: Spindle and base in zinc plated steel or stainless steel AISI 304; washer in reinforced polyamide.

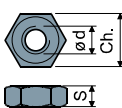
Box quantity: 8 pieces.

Washers UNI 6592-69 - Box quantity: 24 pieces.



Ø M	M16	M20	M24	M30
Smm	3	3	4	4
Ø A mm	30	37	44	56
Zinc plated steel codes	7289	7290	7293	7295
Stainless steel codes	7291	7292	7294	7296

Nuts UNI 5588-65 - Box quantity: 24 pieces.



Ø d	M16	M20	M24	M30
Smm	13	16	19	24
Ch. mm	24	30	36	46
Zinc plated steel codes	7275	7276	7279	7281
Stainless steel codes	7277	7278	7280	7282

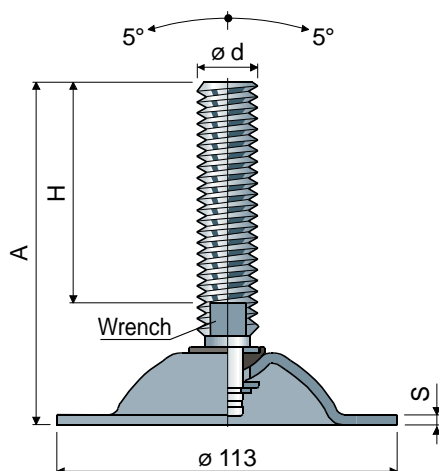
On request

- Spindles with: Sunk hexagon head • second wrench seat head • hexagon wrench seat • threads with other pitches and lengths • stainless steel AISI 316.
- Assembling of: Nuts • washers.
- Box quantity: According to your request.

Adjustable feet

(base in steel)

Ø 113 Part. 98

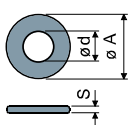


Spindle measures in mm				Spindle and base material		
Ød	A	H	Wrench	Zinc plated steel	Stainless steel AISI 304	Max static load (N)
				Code	Code	
M16x2	100	58	13	98 / 7584	98 / 7585	15000 (zinc plated) S = 3,5
	131	89	13	98 / 89306	98 / 89313	
	161	119	13	98 / 7918	98 / 7919	
	187	145	13	98 / 7586	98 / 7587	
	243	201	13	98 / 7588	98 / 7589	
M18x2,5	199	157	15	98 / 82140	98 / 82141	10000 (AISI 304) S = 3
	134	89	17	98 / 87324	98 / 87325	
	152	107	17	98 / 7590	98 / 7591	
M20x2,5	181	136	17	98 / 7592	98 / 7593	
	202	157	17	98 / 7594	98 / 7595	
	235	190	17	98 / 83238	98 / 83239	
	283	238	17	98 / 83240	98 / 83241	
M24x3	138	90	19	98 / 7596	98 / 7597	
	175	127	19	98 / 7598	98 / 7599	
	210	162	19	98 / 7600	98 / 7601	
	250	202	19	98 / 83242	98 / 83243	
M30x3,5	173	125	24	98 / 7602	98 / 7603	
	233	185	24	98 / 7604	98 / 7605	

Materials: Spindle and base in zinc plated steel or stainless steel AISI 304; washer in reinforced polyamide.

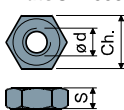
Box quantity: 8 pieces.

Washers UNI 6592-69 - Box quantity: 24 pieces.



Ø M	M16	M20	M24	M30
S mm	3	3	4	4
Ø A mm	30	37	44	56
Zinc plated steel codes	7289	7290	7293	7295
Stainless steel codes	7291	7292	7294	7296

Nuts UNI 5588-65 - Box quantity: 24 pieces.



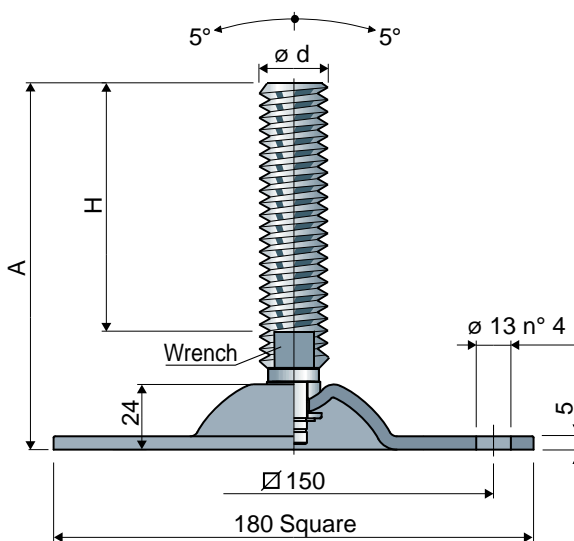
Ø d	M16	M20	M24	M30
S mm	13	16	19	24
Ch. mm	24	30	36	46
Zinc plated steel codes	7275	7276	7279	7281
Stainless steel codes	7277	7278	7280	7282

On request

- Spindles with: Sunk hexagon head • second wrench seat head • hexagon wrench seat • threads with other pitches and lengths • stainless steel AISI 316.
- Assembling of: Nuts • washers.
- Box quantity: According to your request.

Adjustable feet

(base in steel)

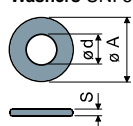
Part. **94** \varnothing 180


Spindle measures in mm						Max static load (N)
$\varnothing d$	A	H	Wrench	Spindle and base in zinc plated steel Code	Spindle and base in stainless steel AISI 304 Code	
M16x2	100	57	13	94 / 82968	94 / 86119	45000
	131	89	13	94 / 89308	94 / 89315	
	161	118	13	94 / 82970	94 / 86121	
	187	144	13	94 / 82972	94 / 86123	
	243	200	13	94 / 82974	94 / 86125	
M18x2,5	199	157	15	94 / 82976	94 / 86127	46000
	134	89	17	94 / 87326	94 / 87327	
	152	107	17	94 / 82978	94 / 86129	
M20x2,5	181	136	17	94 / 82980	94 / 86131	47000
	202	157	17	94 / 82982	94 / 86133	
	235	190	17	94 / 82984	94 / 86135	
	283	238	17	94 / 83262	94 / 86137	
	138	90	19	94 / 82986	94 / 86139	
M24x3	175	127	19	94 / 82988	94 / 86141	48000
	210	162	19	94 / 82990	94 / 86143	
	250	202	19	94 / 83264	94 / 86145	
	173	125	24	94 / 82992	94 / 86147	
M30x3,5	233	185	24	94 / 82994	94 / 86149	49000

Materials: Spindle and base in zinc plated steel or stainless steel AISI 304.

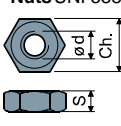
Box quantity: 8 pieces.

Washers UNI 6592-69 - Box quantity: 24 pieces.



$\varnothing M$	M16	M20	M24	M30
Smm	3	3	4	4
$\varnothing A$ mm	30	37	44	56
Zinc plated steel codes	7289	7290	7293	7295
Stainless steel codes	7291	7292	7294	7296

Nuts UNI 5588-65 - Box quantity: 24 pieces.



$\varnothing d$	M16	M20	M24	M30
Smm	13	16	19	24
Ch. mm	24	30	36	46
Zinc plated steel codes	7275	7276	7279	7281
Stainless steel codes	7277	7278	7280	7282

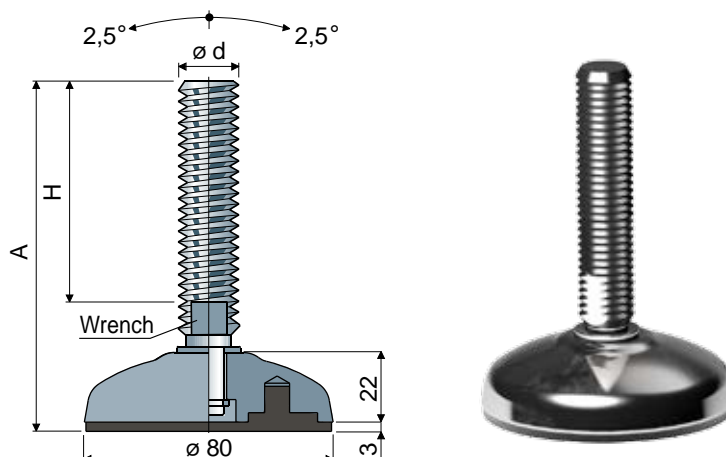
On request

- Spindles with: Sunk hexagon head • second wrench seat head • hexagon wrench seat • threads with other pitches and lengths.
- Assembling of: Nuts • washers.
- Box quantity: According to your request.

Adjustable feet

(base in nickel plated steel)

Ø 80 Part. 95



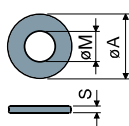
Spindle measures in mm				Spindle material		Max static load (N)
Ø d	A	H	Wrench	Zinc plated steel Code	Stainless steel AISI 304 Code	
M16x2	101	58	13	95 / 7532	95 / 7533	46000
	132	89	13	95 / 89310	95 / 89317	
	162	119	13	95 / 7910	95 / 7911	
	188	145	13	95 / 7534	95 / 7535	
	244	201	13	95 / 7536	95 / 7537	
M18x2,5	200	157	15	95 / 82144	95 / 82145	47000
	135	89	17	95 / 87328	95 / 87329	
	153	107	17	95 / 7538	95 / 7539	
M20x2,5	182	136	17	95 / 7540	95 / 7541	
	203	157	17	95 / 7542	95 / 7543	
M24x3	236	190	17	95 / 83244	95 / 83245	48000
	284	238	17	95 / 83246	95 / 83247	
	139	90	19	95 / 7544	95 / 7545	
	176	127	19	95 / 7546	95 / 7547	
	211	162	19	95 / 7548	95 / 7549	
	250	202	19	95 / 83248	95 / 83249	

Base material: Nickel plated steel.

Features: The feet are complete with anti-slip pad made out of thermoplastic rubber 68 Shore black colour.

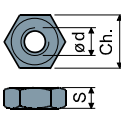
Box quantity: 8 pieces.

Washers UNI 6592-69 - Box quantity: 24 pieces.



Ø M	M16	M20	M24
Smm	3	3	4
Ø A mm	30	37	44
Zinc plated steel codes	7289	7290	7293
Stainless steel codes	7291	7292	7294

Nuts UNI 5588-65 - Box quantity: 24 pieces.



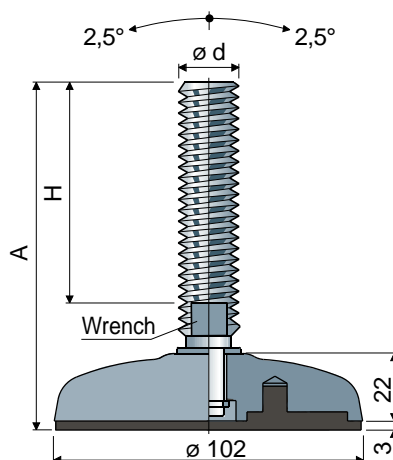
Ø d	M16	M20	M24
Smm	13	16	19
Ch. mm	24	30	36
Zinc plated steel codes	7275	7276	7279
Stainless steel codes	7277	7278	7280

On request

- Spindles with: Sunk hexagon head • second wrench seat head • hexagon wrench seat • threads with other pitches and lengths • stainless steel AISI 316.
- Assembling of: Nuts • washers.
- Box quantity: According to your request.

Adjustable feet

(base in steel)

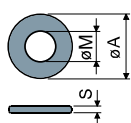
Part. **97** Ø **102**


Spindle measures in mm				Base in nickel plated steel	Base in nickel plated steel	Base in stainless steel AISI 304	Max static load (N)
Ød	A	H	Wrench	Spindle in zinc plated steel Code	Spindle in stainless steel AISI 304 Code	Spindle in stainless steel AISI 304 Code	
M16x2	101	58	13	97 / 7550	97 / 7551	97 / 87296	50000
	132	89	13	97 / 89312	97 / 89319	97 / 89321	
	162	119	13	97 / 7912	97 / 7913	97 / 87297	
	188	145	13	97 / 7182	97 / 7183	97 / 87298	
	244	201	13	97 / 7184	97 / 7185	97 / 87299	
M18x2,5	200	157	15	97 / 82146	97 / 82147	97 / 87300	51000
	135	89	17	97 / 87330	97 / 87331	97 / 87443	
	153	107	17	97 / 7186	97 / 7187	97 / 87301	
M20x2,5	182	136	17	97 / 7552	97 / 7553	97 / 87302	
	203	157	17	97 / 7188	97 / 7189	97 / 87303	
	236	190	17	97 / 83250	97 / 83251	97 / 87304	
M24x3	284	238	17	97 / 83252	97 / 83253	97 / 87305	
	139	90	19	97 / 7190	97 / 7191	97 / 87306	52000
	176	127	19	97 / 7554	97 / 7555	97 / 87307	
	211	162	19	97 / 7192	97 / 7193	97 / 87308	
	250	202	19	97 / 83254	97 / 83255	97 / 87309	

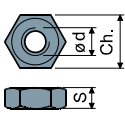
Base material: Nickel plated steel or stainless steel AISI 304.

Features: The feet are complete with anti-slip pad made out of thermoplastic rubber 68 Shore black colour.

Box quantity: 8 pieces.

Washers UNI 6592-69 - Box quantity: 24 pieces.


Ø M	M16	M20	M24
Smm	3	3	4
Ø A mm	30	37	44
Zinc plated steel codes	7289	7290	7293
Stainless steel codes	7291	7292	7294

Nuts UNI 5588-65 - Box quantity: 24 pieces.


Ø d	M16	M20	M24
Smm	13	16	19
Ch. mm	24	30	36
Zinc plated steel codes	7275	7276	7279
Stainless steel codes	7277	7278	7280

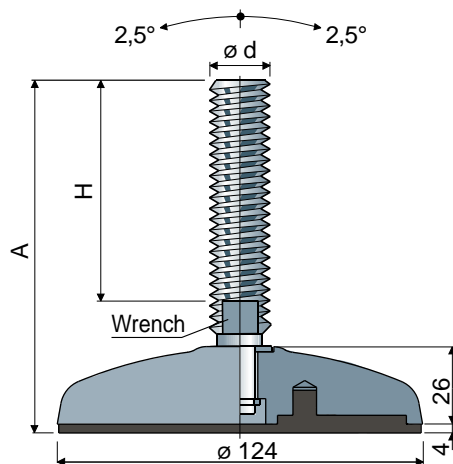
On request

- Spindles with: Sunk hexagon head • second wrench seat head • hexagon wrench seat • threads with other pitches and lengths • stainless steel AISI 316.
- Assembling of: Nuts • washers.
- Box quantity: According to your request.

Adjustable feet

(base in steel)

Ø 124 Part. 99



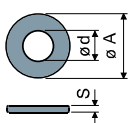
Spindle measures in mm				Base in nickel plated steel	Base in nickel plated steel	Base in stainless steel AISI 304	Max static load (N)
Ø d	A	H	Wrench	Spindle in zinc plated steel Code	Spindle in stainless steel AISI 304 Code	Spindle in stainless steel AISI 304 Code	
M16x2	104	58	13	99 / 7556	99 / 7557	99 / 87281	55000
	135	89	13	99 / 89316	99 / 89323	99 / 89325	
	165	119	13	99 / 7914	99 / 7915	99 / 87282	
	191	145	13	99 / 7194	99 / 7195	99 / 87283	
	247	201	13	99 / 7196	99 / 7197	99 / 87284	
M18x2,5	203	157	15	99 / 82148	99 / 82149	99 / 87285	56000
	138	89	17	99 / 87332	99 / 87333	99 / 87445	
	156	107	17	99 / 7198	99 / 7199	99 / 87286	
M20x2,5	185	136	17	99 / 7558	99 / 7559	99 / 87287	
	206	157	17	99 / 7200	99 / 7201	99 / 87288	
M24x3	239	190	17	99 / 83256	99 / 83257	99 / 87289	57000
	287	238	17	99 / 83258	99 / 83259	99 / 87290	
	142	90	19	99 / 7202	99 / 7203	99 / 87291	
	179	127	19	99 / 7560	99 / 7561	99 / 87292	
M30x3,5	214	162	19	99 / 7204	99 / 7205	99 / 87293	58000
	254	202	19	99 / 83260	99 / 83261	99 / 87294	
	177	125	24	99 / 7206	99 / 7207	99 / 87295	
	237	185	24	99 / 7208	99 / 7209	99 / 87193	

Base material: Nickel plated steel or stainless steel AISI 304.

Features: The feet are complete with anti-slip pad made out of thermoplastic rubber 68 Shore black colour.

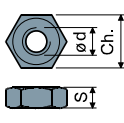
Box quantity: 8 pieces.

Washers UNI 6592-69 - Box quantity: 24 pieces.



Ø M	M16	M20	M24	M30
Smm	3	3	4	4
Ø A mm	30	37	44	56
Zinc plated steel codes	7289	7290	7293	7295
Stainless steel codes	7291	7292	7294	7296

Nuts UNI 5588-65 - Box quantity: 24 pieces.

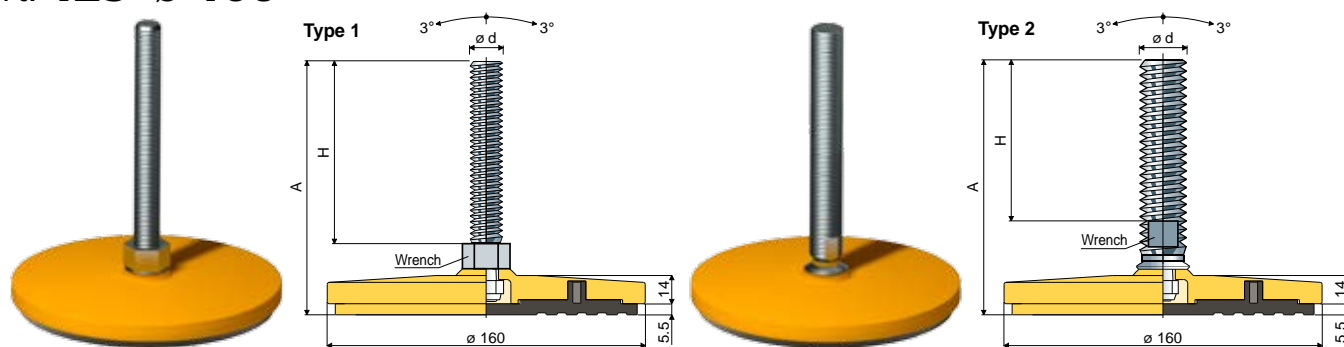


Ø d	M16	M20	M24	M30
Smm	13	16	19	24
Ch. mm	24	30	36	46
Zinc plated steel codes	7275	7276	7279	7281
Stainless steel codes	7277	7278	7280	7282

On request

- Spindles with: Sunk hexagon head • second wrench seat head • hexagon wrench seat • threads with other pitches and lengths • stainless steel AISI 316.
- Assembling of: Nuts • washers.
- Box quantity: According to your request.

Adjustable feet (base in painted steel)

Part. **129** Ø 160


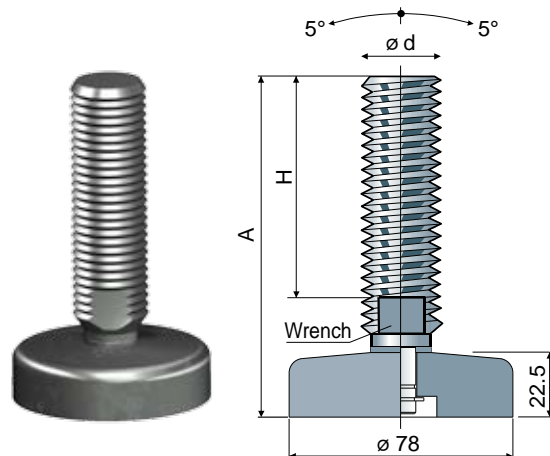
Spindle measures in mm				Spindle in zinc plated steel		Spindle in stainless steel		Max static load (N)
Ød	A	H	Wrench	Type 1 Code	Type 2 Code	Type 1 Code	Type 2 Code	
M16x2	95	57	24	129 / 88760	-	129 / 88769	-	55000
	127	89	24	129 / 89318	-	129 / 89327	-	
	156	118	24	129 / 88762	-	129 / 88763	-	
	182	144	24	129 / 88764	-	129 / 88765	-	
	238	200	24	129 / 88766	-	129 / 88767	-	
M20x2,5	135	89	17	-	129 / 88770	-	129 / 88771	56000
	153	107	17	-	129 / 88772	-	129 / 88773	
	182	136	17	-	129 / 88774	-	129 / 88775	
	203	157	17	-	129 / 88776	-	129 / 88777	
	236	190	17	-	129 / 88778	-	129 / 88779	
M24x3	284	238	17	-	129 / 88780	-	129 / 88781	57000
	138	90	19	-	129 / 88782	-	129 / 88783	
	175	127	19	-	129 / 88784	-	129 / 88785	
	210	162	19	-	129 / 88786	-	129 / 88787	
	250	202	19	-	129 / 88788	-	129 / 88789	
M30x3,5	173	125	24	-	129 / 88790	-	129 / 88791	58000
	233	185	24	-	129 / 88792	-	129 / 88793	

Base material: Painted steel, yellow colour, Ral 1007.

Features: Complete with anti-slip pad made out of thermoplastic rubber 70 Shore black colour.

Box quantity: 8 pieces.

Adjustable feet, sanitizable (base in stainless steel)

Part. **115** Ø 78


Spindle measures in mm				Spindle and base in stainless steel AISI 304 Code	Max static load (N)
Ød	A	H	Wrench		
M16x2	99	58	13	115 / 83958	55000
	130	89	13	115 / 89320	
	160	119	13	115 / 83959	
	186	145	13	115 / 83960	
	242	201	13	115 / 83961	
M20x2,5	132	89	17	115 / 87334	56000
	150	107	17	115 / 83962	
	179	136	17	115 / 83963	
	200	157	17	115 / 83964	
	233	190	17	115 / 83965	
M24x3	281	238	17	115 / 83966	57000
	136	90	19	115 / 83967	
	173	127	19	115 / 83968	
	208	162	19	115 / 83969	
	248	202	19	115 / 83970	
M30x3,5	171	125	24	115 / 83971	58000
	231	185	24	115 / 83831	

Material: Spindle and base in stainless steel AISI 304.

Box quantity: 8 pieces.

Washers UNI 6592-69 - Box quantity: 24 pieces.

Ø M	M16	M20	M24	M30
Smm	3	3	4	4
Ø A mm	30	37	44	56
Stainless steel codes	7291	7292	7294	7296

Nuts UNI 5588-65 - Box quantity: 24 pieces.

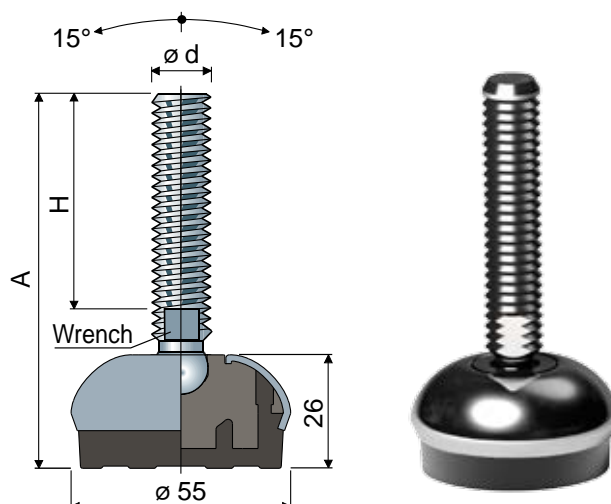
Ø d	M16	M20	M24	M30
Smm	13	16	19	24
Ch. mm	24	30	36	46
Stainless steel codes	7277	7278	7280	7282

On request

- Spindles with: Sunk hexagon head • second wrench seat head • hexagon wrench seat • threads with other pitches and lengths • stainless steel AISI 316.
- Assembling of: Nuts • washers.
- Box quantity: According to your request.

Articulated feet, sanitizable

(base in stainless steel)



Ø 55 Part. **113**

Spindle measures in mm					Max static load (N)
ød	A	H	Wrench	Spindle and base in stainless steel AISI 304 Code	
M8x1,25	80	45	6	113 / 83791	11000
	100	65	6	113 / 83792	
	142	107	6	113 / 83793	
M10x1,5	71	35	8	113 / 83794	12000
	107	70	8	113 / 83795	
	152	115	8	113 / 83796	
M12x1,75	82	43	10	113 / 83797	13000
	102	63	10	113 / 83798	
	116	77	10	113 / 83799	
	132	93	10	113 / 83822	
	162	123	10	113 / 83823	
M14x2	102	61	12	113 / 83824	14000
	132	91	12	113 / 83825	
	157	116	12	113 / 83826	
M16x2	103	60	13	113 / 83784	15000
	133	90	13	113 / 83785	
	148	105	13	113 / 83786	
	168	125	13	113 / 83787	
	198	155	13	113 / 83788	
	208	165	13	113 / 83789	
	248	205	13	113 / 83790	

Spindle measures in inches				Spindle and base in stainless steel AISI 304 Code	Max static load (N)
ød	A	H	Wrench		
1/2"-13 UNC	5,19"	4"	7/16"	113 / 83827	13000
5/8"-11 UNC	8,70"	7"	1/2"	113 / 83800	15000
3/4"-10 UNC	8,78"	7"	5/8"	113 / 83801	19000

Base material: Internal part made of reinforced polyamide; external covering made of stainless steel AISI 304; anti-slip pad made of thermoplastic rubber 68 Shore black colour.

Features: Co-moulded anti-slip pad allows a perfect adherence with steel base. Consequent absence of internal cavities makes foot extremely cleanable.

Box quantity: 8 pieces.

Washers UNI 6592-69 - Box quantity: 24 pieces.

øM	M8	M10	M12	M14	M16
Smm	1,6	2	2,5	2,5	3
øAmm	17	21	24	28	30
Stainless steel codes	7637	7286	7287	7288	7291

Nuts UNI 5588-65 - Box quantity: 24 pieces.

ø d	M8	M10	M12	M14	M16
Smm	6,5	8	10	11	13
Ch. mm	13	17	19	22	24
Stainless steel codes	7635	7272	7273	7274	7277

On request

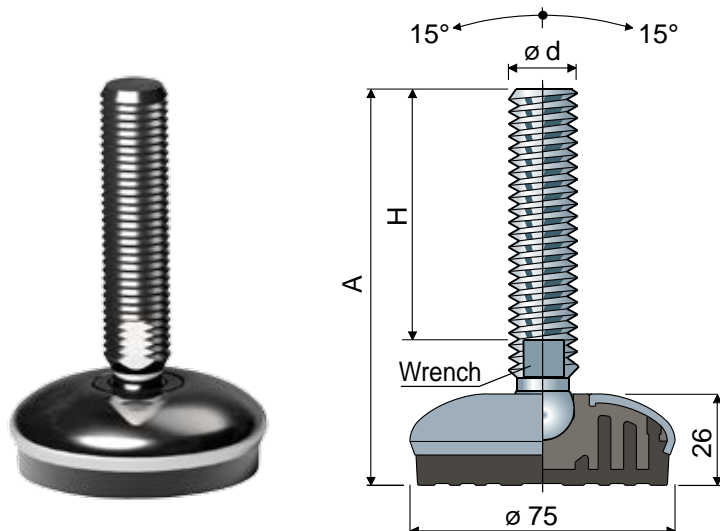
- Spindles with: Sunk hexagon head • second wrench seat head • hexagon wrench seat • threads with other pitches and lengths • stainless steel AISI 316.
- Anti-slip pads: White colour.
- Assembling of: Nuts • washers.
- Box quantity: According to your request.

Thread sizes in inches are expressed as the number of threads (UNC coarse thread) per Imperial inch

Articulated feet, sanitizable

(base in stainless steel)

Part. **107** Ø 75



Spindle measures in mm				Spindle and base in stainless steel AISI 304	
Ød	A	H	Wrench	Code	Max static load (N)
M16x2	103	60	13	107 / 83524	19000
	133	90	13	107 / 83525	
	148	105	13	107 / 83526	
	168	125	13	107 / 83527	
	198	155	13	107 / 83528	
	208	165	13	107 / 83529	
M20x2,5	248	205	13	107 / 83530	21000
	132	86	17	107 / 83531	
	162	116	17	107 / 83532	
	187	141	17	107 / 83533	
	207	161	17	107 / 88856	
	244	198	17	107 / 83534	
M24x3	142	96	19	107 / 83535	23000
	168	122	19	107 / 83536	
	198	152	19	107 / 83537	
	228	182	19	107 / 83538	
	346	300	19	107 / 83539	
M30x3,5	190	144	24	107 / 86221	25000

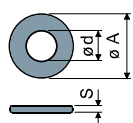
Spindle measures in inches				Spindle and base in stainless steel AISI 304	
Ød	A	H	Wrench	Code	Max static load (N)
5/8"-11 UNC	8,70"	7"	1/2"	107 / 83592	19000
3/4"-10 UNC	8,78"	7"	5/8"	107 / 83593	21000

Base material: Internal part made of reinforced polyamide; external covering made of stainless steel AISI 304; anti-slip pad made of thermoplastic rubber 68 Shore black colour.

Features: Co-moulded anti-slip pad allows a perfect adherence with steel base. Consequent absence of internal cavities makes foot extremely cleanable.

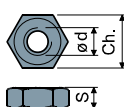
Box quantity: 8 pieces.

Washers UNI 6592-69 - Box quantity: 24 pieces.



Ø M	M16	M20	M24	M30
Smm	3	3	4	4
Ø A mm	30	37	44	56
Stainless steel codes	7291	7292	7294	7296

Nuts UNI 5588-65 - Box quantity: 24 pieces.



Ø d	M16	M20	M24	M30
Smm	13	16	19	24
Ch. mm	24	30	36	46
Stainless steel codes	7277	7278	7280	7282

On request

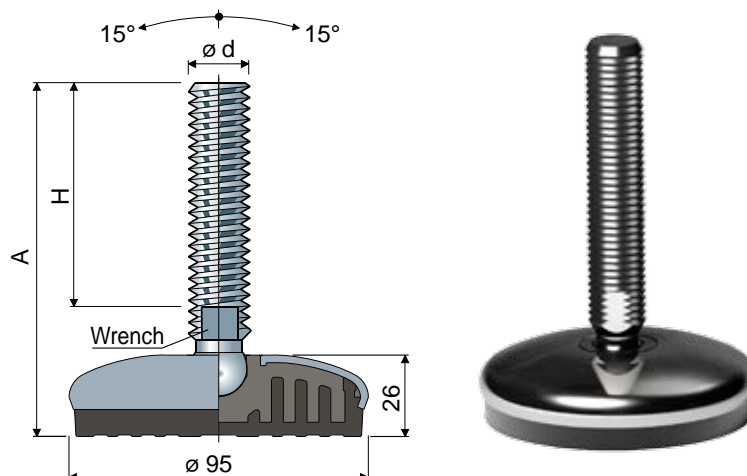
- Spindles with: Sunk hexagon head • second wrench seat head • hexagon wrench seat • threads with other pitches and lengths • stainless steel AISI 316.
- Anti-slip pads: White colour.
- Assembling of: Nuts • washers.
- Box quantity: According to your request.

Thread sizes in inches are expressed as the number of threads (UNC coarse thread) per Imperial inch

Articulated feet, sanitizable

(base in stainless steel)

Ø 95 Part. **101**



Spindle measures in mm				Spindle and base in stainless steel AISI 304	Max static load (N)
Ø d	A	H	Wrench	Code	
M16x2	103	60	13	101 / 83073	22000
	133	90	13	101 / 83074	
	148	105	13	101 / 83075	
	168	125	13	101 / 83076	
	198	155	13	101 / 83077	
	208	165	13	101 / 83078	
	248	205	13	101 / 83263	
M20x2,5	132	86	17	101 / 83079	24000
	162	116	17	101 / 83209	
	187	141	17	101 / 83081	
	207	161	17	101 / 88857	
	244	198	17	101 / 83082	
M24x3	142	96	19	101 / 83083	26000
	168	122	19	101 / 83084	
	198	152	19	101 / 83085	
	228	182	19	101 / 83086	
	346	300	19	101 / 83087	
M30x3,5	190	144	24	101 / 86220	28000

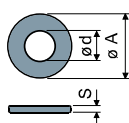
Spindle measures in inches				Spindle and base in stainless steel AISI 304	Max static load (N)
Ø d	A	H	Wrench	Code	
5/8"-11 UNC	8,70"	7"	1/2"	101 / 83145	22000
3/4"-10 UNC	8,78"	7"	5/8"	101 / 83155	24000

Base material: Internal part made of reinforced polyamide; external covering made of stainless steel AISI 304; anti-slip pad made of thermoplastic rubber 68 Shore black colour.

Features: Co-moulded anti-slip pad allows a perfect adherence with steel base. Consequent absence of internal cavities makes foot extremely cleanable.

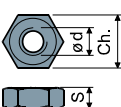
Box quantity: 8 pieces.

Washers UNI 6592-69 - Box quantity: 24 pieces.



Ø M	M16	M20	M24	M30
S mm	3	3	4	4
Ø A mm	30	37	44	56
Stainless steel codes	7291	7292	7294	7296

Nuts UNI 5588-65 - Box quantity: 24 pieces.



Ø d	M16	M20	M24	M30
S mm	13	16	19	24
Ch. mm	24	30	36	46
Stainless steel codes	7277	7278	7280	7282

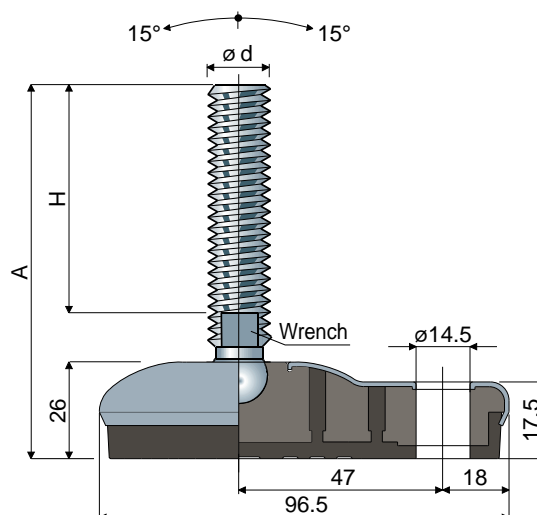
On request

- Spindles with: Sunk hexagon head • second wrench seat head • hexagon wrench seat • threads with other pitches and lengths • stainless steel AISI 316.
- Anti-slip pads: White colour.
- Assembling of: Nuts • washers.
- Box quantity: According to your request.

Thread sizes in inches are expressed as the number of threads (UNC coarse thread) per Imperial inch

Articulated feet, sanitizable with side fixing system

(base in stainless steel)

Part. **120 65x96**


Spindle measures in mm				Spindle and base in stainless steel AISI 304	
$\varnothing d$	A	H	Wrench	Code	Max static load (N)
M8x1,25	80	45	6	120 / 84837	13000
	100	65	6	120 / 84838	
	142	107	6	120 / 84839	
M10x1,5	71	35	8	120 / 84840	14000
	107	70	8	120 / 84841	
	152	115	8	120 / 84842	
M12x1,75	82	43	10	120 / 84843	15000
	102	63	10	120 / 84844	
	116	77	10	120 / 84845	
	132	93	10	120 / 84846	
	162	123	10	120 / 84847	
M14x2	102	61	12	120 / 84848	16000
	132	91	12	120 / 84849	
	157	116	12	120 / 84850	
M16x2	103	60	13	120 / 84851	17000
	133	90	13	120 / 84852	
	148	105	13	120 / 84853	
	168	125	13	120 / 84854	
	198	155	13	120 / 84855	
	208	165	13	120 / 84856	
	248	205	13	120 / 84857	

Spindle measures in inches				Spindle and base in stainless steel AISI 304	
$\varnothing d$	A	H	Wrench	Code	Max static load (N)
1/2"-13 UNC	5,20"	3,64"	7/16"	120 / 84862	22000
5/8"-11 UNC	8,7"	7"	1/2"	120 / 84863	22000
3/4"-10 UNC	8,77"	7"	5/8"	120 / 84864	24000

Base material: Internal part made of reinforced polyamide; external covering made of stainless steel AISI 304; anti-slip pad made of thermoplastic rubber 68 Shore black colour.

Features: Co-moulded anti-slip pad allows a perfect adherence with steel base. Consequent absence of internal cavities makes foot extremely cleanable.

Box quantity: 8 pieces.

Washers UNI 6592-69 - Box quantity: 24 pieces.

$\varnothing M$	M8	M10	M12	M14	M16
Smm	1,6	2	2,5	2,5	3
$\varnothing A$ mm	17	21	24	28	30
Stainless steel codes	7637	7286	7287	7288	7291

Nuts UNI 5588-65 - Box quantity: 24 pieces.

$\varnothing d$	M8	M10	M12	M14	M16
Smm	6,5	8	10	11	13
Ch. mm	13	17	19	22	24
Stainless steel codes	7635	7272	7273	7274	7277

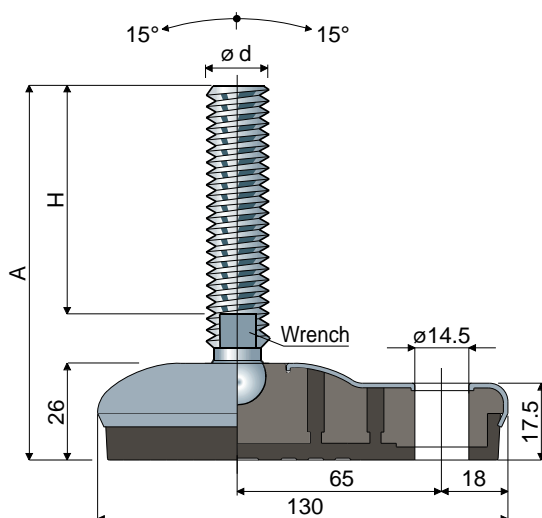
On request

- Spindles with: Sunk hexagon head • second wrench seat head • hexagon wrench seat • threads with other pitches and lengths • stainless steel AISI 316.
- Anti-slip pads: White colour.
- Assembling of: Nuts • washers.
- Box quantity: According to your request.

Thread sizes in inches are expressed as the number of threads (UNC coarse thread) per Imperial inch

Articulated feet, sanitizable with side fixing system

(base in stainless steel)



95x130 Part. 111



Spindle measures in mm					
ød	A	H	Wrench	Spindle and base in stainless steel AISI 304	Max static load
				Code	(N)
M16x2	103	60	13	111 / 83762	22000
	133	90	13	111 / 83763	
	148	105	13	111 / 83764	
	168	125	13	111 / 83765	
	198	155	13	111 / 83766	
	208	165	13	111 / 83767	
	248	205	13	111 / 83768	
M20x2,5	134	86	17	111 / 83769	24000
	164	116	17	111 / 83770	
	189	141	17	111 / 83771	
	209	161	17	111 / 88858	
	246	198	17	111 / 83772	
M24x3	143	96	19	111 / 83773	26000
	169	122	19	111 / 83774	
	199	152	19	111 / 83775	
	229	182	19	111 / 83776	
	347	300	19	111 / 83777	
M30x3,5	188	144	24	111 / 86219	28000

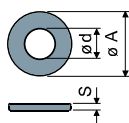
Spindle measures in inches					
ød	A	H	Wrench	Spindle and base in stainless steel AISI 304	Max static load
				Code	(N)
5/8"-11 UNC	8,76"	7"	1/2"	111 / 83778	22000
3/4"-10 UNC	8,84"	7"	5/8"	111 / 83779	24000

Base material: Internal part made of reinforced polyamide; external covering made of stainless steel AISI 304; anti-slip pad made of thermoplastic rubber 68 Shore black colour.

Features: Co-moulded anti-slip pad allows a perfect adherence with steel base. Consequent absence of internal cavities makes foot extremely cleanable.

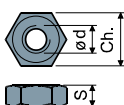
Box quantity: 8 pieces.

Washers UNI 6592-69 - Box quantity: 24 pieces.



ø M	M16	M20	M24	M30
Smm	3	3	4	4
ø A mm	30	37	44	56
Stainless steel codes	7291	7292	7294	7296

Nuts UNI 5588-65 - Box quantity: 24 pieces.



ø d	M16	M20	M24	M30
Smm	13	16	19	24
Ch. mm	24	30	36	46
Stainless steel codes	7277	7278	7280	7282

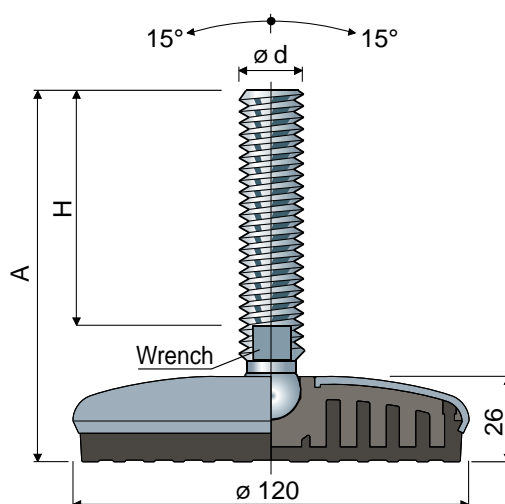
On request

- Spindles with: Sunk hexagon head • second wrench seat head • hexagon wrench seat • threads with other pitches and lengths • stainless steel AISI 316.
- Anti-slip pads: White colour.
- Assembling of: Nuts • washers.
- Box quantity: According to your request.

Thread sizes in inches are expressed as the number of threads (UNC coarse thread) per Imperial inch

Articulated feet, sanitizable

(base in stainless steel)

Part. **109** Ø 120


Spindle measures in mm					
ød	A	H	Wrench	Spindle and base in stainless steel AISI 304 Code	Max static load (N)
M16x2	103	60	13	109 / 83558	25000
	133	90	13	109 / 83559	
	148	105	13	109 / 83560	
	168	125	13	109 / 83561	
	198	155	13	109 / 83562	
	208	165	13	109 / 83563	
	248	205	13	109 / 83564	
M20x2,5	132	86	17	109 / 83565	27000
	162	116	17	109 / 83566	
	187	141	17	109 / 83567	
	207	161	17	109 / 88859	
	244	198	17	109 / 83568	
M24x3	142	96	19	109 / 83569	29000
	168	122	19	109 / 83570	
	198	152	19	109 / 83571	
	228	182	19	109 / 83572	
	346	300	19	109 / 83573	
M30x3,5	191	144	24	109 / 86218	31000

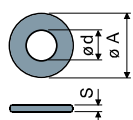
Spindle measures in inches					
ød	A	H	Wrench	Spindle and base in stainless steel AISI 304 Code	Max static load (N)
5/8"-11 UNC	8,70"	7"	1/2"	109 / 83594	25000
3/4"-10 UNC	8,78"	7"	5/8"	109 / 83595	27000

Base material: Internal part made of reinforced polyamide; external covering made of stainless steel AISI 304; anti-slip pad made of thermoplastic rubber 68 Shore black colour.

Features: Co-moulded anti-slip pad allows a perfect adherence with steel base. Consequent absence of internal cavities makes foot extremely cleanable.

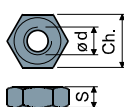
Box quantity: 8 pieces.

Washers UNI 6592-69 - Box quantity: 24 pieces.



Ø M	M16	M20	M24	M30
Smm	3	3	4	4
Ø dmm	30	37	44	56
Stainless steel codes	7291	7292	7294	7296

Nuts UNI 5588-65 - Box quantity: 24 pieces.



Ø d	M16	M20	M24	M30
Smm	13	16	19	24
Ch. mm	24	30	36	46
Stainless steel codes	7277	7278	7280	7282

On request

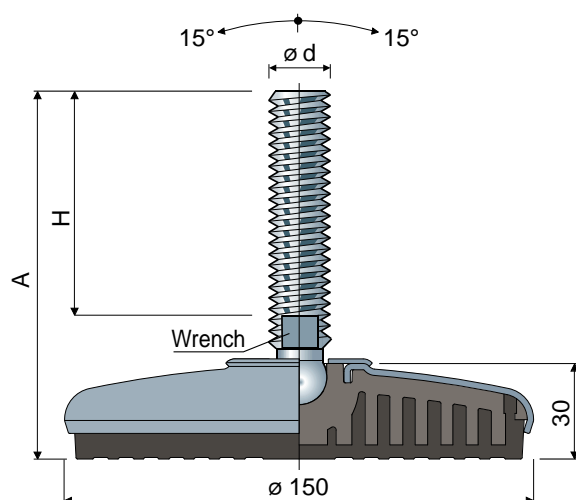
- Spindles with: Sunk hexagon head • second wrench seat head • hexagon wrench seat • threads with other pitches and lengths • stainless steel AISI 316.
- Anti-slip pads: White colour.
- Assembling of: Nuts • washers.
- Box quantity: According to your request.

Thread sizes in inches are expressed as the number of threads (UNC coarse thread) per Imperial inch

Articulated feet, sanitizable

(base in stainless steel)

Ø 150 Part. 125



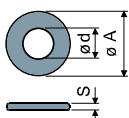
Spindle measures in mm				Spindle and base in stainless steel AISI 304	
Ød	A	H	Wrench	Code	Max static load (N)
M20x2,5	137	86	17	125 / 86006	33000
	167	116	17	125 / 86007	
	192	141	17	125 / 86008	
	212	161	17	125 / 88860	
	249	198	17	125 / 86009	
M24x3	147	96	19	125 / 86011	35000
	173	122	19	125 / 86012	
	203	152	19	125 / 86013	
	233	182	19	125 / 86014	
	351	300	19	125 / 86015	
M30x3,5	195	144	24	125 / 86020	38000

Base material: Internal part made of reinforced polyamide; external covering made of stainless steel AISI 304; anti-slip pad made of thermoplastic rubber 68 Shore black colour.

Features: Co-moulded anti-slip pad allows a perfect adherence with steel base. Consequent absence of internal cavities makes foot extremely cleanable.

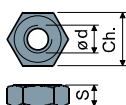
Box quantity: 8 pieces.

Washers UNI 6592-69 - Box quantity: 24 pieces.



Ø M	M20	M24	M30
Smm	3	4	4
Ø A mm	37	44	56
Stainless steel codes	7292	7294	7296

Nuts UNI 5588-65 - Box quantity: 24 pieces.



Ø d	M20	M24	M30
Smm	16	19	24
Ch. mm	30	36	46
Stainless steel codes	7278	7280	7282

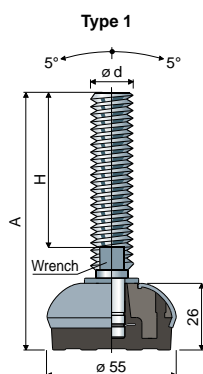
On request

- Spindles with: Sunk hexagon head • second wrench seat head • hexagon wrench seat • threads with other pitches and lengths • stainless steel AISI 316.
- Anti-slip pads: White colour.
- Assembling of: Nuts • washers.
- Box quantity: According to your request.

Adjustable feet, sanitizable

(base in stainless steel)

Part. 114 Ø 55



Base material: Internal part made of reinforced polyamide; external covering made of stainless steel AISI 304; anti-slip pad made of thermoplastic rubber 68 Shore black, white or blue Ral 5005 colour.

Features: Co-moulded anti-slip pad allows a perfect adherence with steel base. Consequent absence of internal cavities makes foot extremely cleanable. Feet with M12 spindle diameter are supplied with hexagonal adjustment for 19 mm. wrench.

Box quantity: 8 pieces.

Type 1							
Spindle measures in mm				Spindle and base in stainless steel AISI 304			
Ø d	A	H	Wrench	Black anti-slip pad Code	White anti-slip pad Code	Blue Ral 5005 anti-slip pad Code	Max static load (N)
M12x1,75	110	70	19	114 / 83802	114 / 85874	114 / 88141	15000
M14x2	148	108	12	114 / 83803	114 / 85875	114 / 88142	
	102	58	13	114 / 83804	114 / 85876	114 / 88143	
M16x2	133	89	13	114 / 89322	114 / 89324	114 / 89326	20000
	163	119	13	114 / 83805	114 / 85877	114 / 88144	
	189	145	13	114 / 83806	114 / 85878	114 / 88145	
	245	201	13	114 / 83807	114 / 85879	114 / 88146	
M18x2,5	201	156	15	114 / 83808	114 / 85880	114 / 88147	
	133	89	17	114 / 87337	114 / 87338	114 / 88148	
	151	107	17	114 / 83809	114 / 85881	114 / 88149	
M20x2,5	180	136	17	114 / 83810	114 / 85882	114 / 88150	
	201	157	17	114 / 83811	114 / 85883	114 / 88151	
	234	190	17	114 / 83812	114 / 85884	114 / 88152	
M24x3	282	238	17	114 / 83813	114 / 85885	114 / 88153	
	139	90	13	114 / 83814	114 / 85886	114 / 88154	
	176	127	13	114 / 83815	114 / 85887	114 / 88155	
	211	162	13	114 / 83816	114 / 85888	114 / 88156	
M30x3,5	250	201	13	114 / 83817	114 / 85889	114 / 88157	
	174	125	13	114 / 83818	114 / 85890	114 / 88158	
	234	185	13	114 / 83819	114 / 85891	114 / 88159	

Washers UNI 6592-69 - Box quantity: 24 pieces.

Ø M	M12	M14	M16	M20	M24	M30
Smm	2,5	2,5	3	3	4	4
Ø A mm	24	28	30	37	44	56
Stainless steel codes	7287	7288	7291	7292	7294	7296

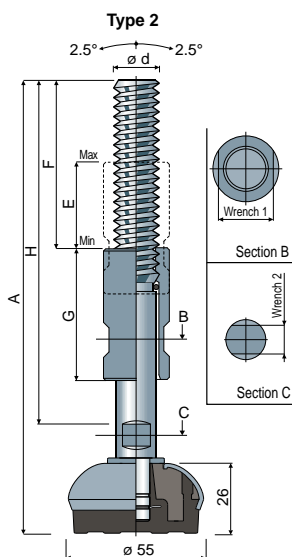
Nuts UNI 5588-65 - Box quantity: 24 pieces.

Ø d	M12	M14	M16	M20	M24	M30
Smm	10	11	13	16	19	24
Ch. mm	19	22	24	30	36	46
Stainless steel codes	7273	7274	7277	7278	7280	7282

On request

- Spindles with: Sunk hexagon head • second wrench seat head • hexagon wrench seat • threads with other pitches and lengths • stainless steel AISI 316.
- Assembling of: Nuts • washers.
- Box quantity: According to your request.

Part. 114 Ø 55



Base material: Internal part made of reinforced polyamide; external covering made of stainless steel AISI 304; anti-slip pad made of thermoplastic rubber 68 Shore black, white or blue Ral 5005 colour.

Features: Co-moulded anti-slip pad allows a perfect adherence with steel base. Consequent absence of internal cavities makes foot extremely cleanable. The threaded insert guarantees the protection of the spindle thread.

Box quantity: 8 pieces.

On request

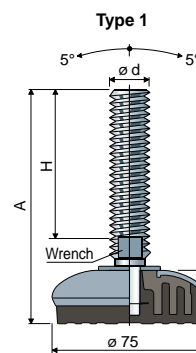
- Spindles with: Stainless steel AISI 316.
- Box quantity: According to your request.

Type 2										
Spindle measures in mm							Spindle and base in stainless steel AISI 304			
Ø d	A	H	F	E	G	Wrench 1	Wrench 2	Black anti-slip pad Code	White anti-slip pad Code	Blue Ral 5005 anti-slip pad Code
M16x2	200	159	73	39	60	22	12	114 / 88008	114 / 88010	114 / 88160
	260	220	100	78	100	22	12	114 / 88009	114 / 88011	114 / 88161
M20x2,5	200	159	73	39	60	25	13	114 / 85164	114 / 85892	114 / 88162
	260	220	100	78	100	25	13	114 / 85165	114 / 85893	114 / 88163
M24x3	200	159	73	39	60	30	17	114 / 88012	114 / 88014	114 / 88164
	260	220	100	78	100	30	17	114 / 88013	114 / 88015	114 / 88165

Adjustable feet, sanitizable

(base in stainless steel)

Type 1							
Spindle measures in mm				Spindle and base in stainless steel AISI 304			
ød	A	H	Wrench	Black anti-slip pad Code	White anti-slip pad Code	Blue Ral 5005 anti-slip pad Code	Max static load (N)
M12x1,75	109	70	19	108 / 83540	108 / 85894	108 / 88166	17000
M14x2	148	108	12	108 / 83541	108 / 85895	108 / 88167	
	102	58	13	108 / 83542	108 / 85896	108 / 88168	
	133	89	13	108 / 89328	108 / 89329	108 / 89330	
M16x2	163	119	13	108 / 83543	108 / 85897	108 / 88169	
	189	145	13	108 / 83544	108 / 85898	108 / 88170	
	245	201	13	108 / 83545	108 / 85899	108 / 88171	
M18x2,5	201	157	15	108 / 83546	108 / 85900	108 / 88172	
	135	89	17	108 / 87335	108 / 87336	108 / 88173	
	153	107	17	108 / 83547	108 / 85901	108 / 88174	
M20x2,5	182	136	17	108 / 83548	108 / 85902	108 / 88175	24000
	203	157	17	108 / 83549	108 / 85903	108 / 88176	
	236	190	17	108 / 83550	108 / 85904	108 / 88177	
	284	238	17	108 / 83551	108 / 85905	108 / 88178	
	139	90	19	108 / 83552	108 / 85906	108 / 88179	
M24x3	176	127	19	108 / 83553	108 / 85907	108 / 88180	
	211	162	19	108 / 83554	108 / 85908	108 / 88181	
	250	201	19	108 / 83555	108 / 85909	108 / 88182	
M30x3,5	174	125	24	108 / 83556	108 / 85910	108 / 88183	
	234	185	24	108 / 83557	108 / 85911	108 / 88184	

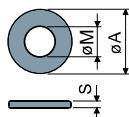

ø 75 Part. 108


Base material: Internal part made of reinforced polyamide; external covering made of stainless steel AISI 304; anti-slip pad made of thermoplastic rubber 68 Shore black, white or blue Ral 5005 colour.

Features: Co-moulded anti-slip pad allows a perfect adherence with steel base. Consequent absence of internal cavities makes foot extremely cleanable. Feet with M12 spindle diameter are supplied with hexagonal adjustment for 19 mm. wrench.

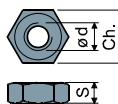
Box quantity: 8 pieces.

Washers UNI 6592-69 - Box quantity: 24 pieces.



ø M	M12	M14	M16	M20	M24	M30
Smm	2,5	2,5	3	3	4	4
ø A mm	24	28	30	37	44	56
Stainless steel codes	7287	7288	7291	7292	7294	7296

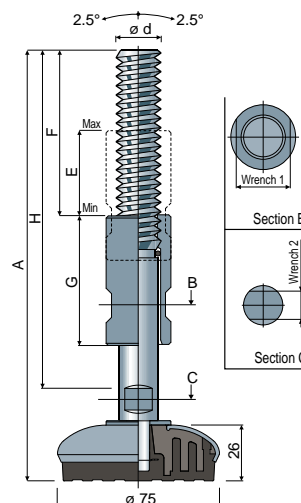
Nuts UNI 5588-65 - Box quantity: 24 pieces.



ø d	M12	M14	M16	M20	M24	M30
Smm	10	11	13	16	19	24
Ch. mm	19	22	24	30	36	46
Stainless steel codes	7273	7274	7277	7278	7280	7282

On request

- Spindles with: Sunk hexagon head • second wrench seat head • hexagon wrench seat • threads with other pitches and lengths • stainless steel AISI 316.
- Assembling of: Nuts • washers.
- Box quantity: According to your request.

Type 2

ø 75 Part. 108


Type 2											
Spindle measures in mm								Spindle and base in stainless steel AISI 304			
ød	A	H	F	E	G	Wrench 1	Wrench 2	Black anti-slip pad	White anti-slip pad	Blue Ral 5005 anti-slip pad	Max static load (N)
								Code	Code	Code	
M16x2	200	159	73	39	60	22	12	108 / 88016	108 / 88018	108 / 88185	24000
	260	220	100	78	100	22	12	108 / 88017	108 / 88019	108 / 88186	
M20x2,5	200	159	73	39	60	25	13	108 / 84134	108 / 85912	108 / 88187	
	260	220	100	78	100	25	13	108 / 84190	108 / 85913	108 / 88188	
M24x3	200	159	73	39	60	30	17	108 / 88020	108 / 88022	108 / 88189	
	260	220	100	78	100	30	17	108 / 88021	108 / 88023	108 / 88190	

Base material: Internal part made of reinforced polyamide; external covering made of stainless steel AISI 304; anti-slip pad made of thermoplastic rubber 68 Shore black, white or blue Ral 5005 colour.

Features: Co-moulded anti-slip pad allows a perfect adherence with steel base. Consequent absence of internal cavities makes foot extremely cleanable. The threaded insert guarantees the protection of the spindle thread.

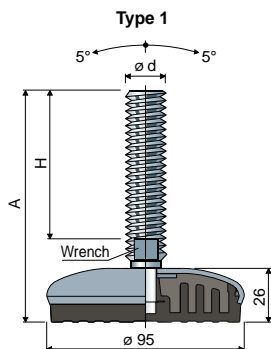
Box quantity: 8 pieces.

On request

- Spindles with: Stainless steel AISI 316.
- Box quantity: According to your request.

Adjustable feet, sanitizable

(base in stainless steel)

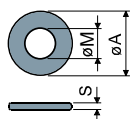
Part. **103** Ø 95


Base material: Internal part made of reinforced polyamide; external covering made of stainless steel AISI 304; anti-slip pad made of thermoplastic rubber 68 Shore black, white or blue Ral 5005 colour.

Features: Co-moulded anti-slip pad allows a perfect adherence with steel base. Consequent absence of internal cavities makes foot extremely cleanable. Feet with M12 spindle diameter are supplied with hexagonal adjustment for 19 mm. wrench.

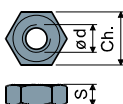
Box quantity: 8 pieces.

Washers UNI 6592-69 - Box quantity: 24 pieces.



Ø M	M12	M14	M16	M20	M24	M30
Smm	2,5	2,5	3	3	4	4
Ø A mm	24	28	30	37	44	56
Stainless steel codes	7287	7288	7291	7292	7294	7296

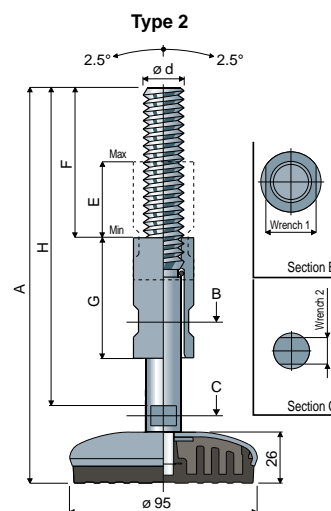
Nuts UNI 5588-65 - Box quantity: 24 pieces.



Ø d	M12	M14	M16	M20	M24	M30
Smm	10	11	13	16	19	24
Ch. mm	19	22	24	30	36	46
Stainless steel codes	7273	7274	7277	7278	7280	7282

On request

- Spindles with: Sunk hexagon head • second wrench seat head • hexagon wrench seat • threads with other pitches and lengths • stainless steel AISI 316.
- Assembling of: Nuts • washers.
- Box quantity: According to your request.

Part. **103** Ø 95


Base material: Internal part made of reinforced polyamide; external covering made of stainless steel AISI 304; anti-slip pad made of thermoplastic rubber 68 Shore black, white or blue Ral 5005 colour.

Features: Co-moulded anti-slip pad allows a perfect adherence with steel base. Consequent absence of internal cavities makes foot extremely cleanable. The threaded insert guarantees the protection of the spindle thread.

Box quantity: 8 pieces.

On request

- Spindles with: Stainless steel AISI 316.
- Box quantity: According to your request.

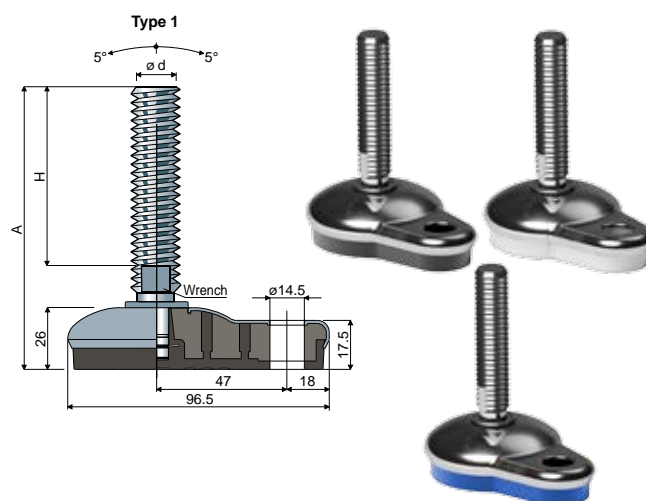
Type 2										
Spindle measures in mm							Spindle and base in stainless steel AISI 304			
Ø d	A	H	F	E	G	Wrench 1	Wrench 2	Black anti-slip pad	White anti-slip pad	Blue Ral 5005 anti-slip pad
								Code	Code	Code
M16x2	200	159	73	39	60	22	12	103 / 88024	103 / 88026	103 / 88210
	260	220	100	78	100	22	12	103 / 88025	103 / 88027	103 / 88211
M20x2,5	200	159	73	39	60	25	13	103 / 83465	103 / 85872	103 / 88212
	260	220	100	78	100	25	13	103 / 84191	103 / 85873	103 / 88213
M24x3	200	159	73	39	60	30	17	103 / 88028	103 / 88030	103 / 88214
	260	220	100	78	100	30	17	103 / 88029	103 / 88031	103 / 88215

Adjustable feet, sanitizable with side fixing system

(base in stainless steel)

65x96 Part. 119

Type 1							
Spindle measures in mm				Spindle and base in stainless steel AISI 304			
ød	A	H	Wrench	Black anti-slip pad Code	White anti-slip pad Code	Blue Ral 5005 anti-slip pad Code	Max static load (N)
M12x1,75	110	70	19	119 / 84819	119 / 85914	119 / 88216	22000
M14x2	148	108	12	119 / 84820	119 / 85915	119 / 88217	
	102	58	13	119 / 84821	119 / 85916	119 / 88218	
	133	89	13	119 / 89334	119 / 89335	119 / 89336	
M16x2	163	119	13	119 / 84822	119 / 85917	119 / 88219	
	189	145	13	119 / 84823	119 / 85918	119 / 88220	
	245	201	13	119 / 84824	119 / 85919	119 / 88221	
M18x2,5	201	157	15	119 / 84825	119 / 85920	119 / 88222	
	133	89	17	119 / 87347	119 / 87348	119 / 88223	
	151	107	17	119 / 84826	119 / 85921	119 / 88224	
	180	136	17	119 / 84827	119 / 85922	119 / 88225	
M20x2,5	201	157	17	119 / 84828	119 / 85923	119 / 88226	
	234	190	17	119 / 84829	119 / 85924	119 / 88227	
	282	238	17	119 / 84830	119 / 85925	119 / 88228	

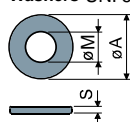


Base material: Internal part made of reinforced polyamide; external covering made of stainless steel AISI 304; anti-slip pad made of thermoplastic rubber 68 Shore black, white or blue Ral 5005 colour.

Features: Co-moulded anti-slip pad allows a perfect adherence with steel base. Consequent absence of internal cavities makes foot extremely cleanable. Feet with M12 spindle diameter are supplied with hexagonal adjustment for 19 mm. wrench.

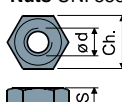
Box quantity: 8 pieces.

Washers UNI 6592-69 - Box quantity: 24 pieces.



ø M	M12	M14	M16	M20	M24	M30
Smm	2,5	2,5	3	3	4	4
ø A mm	24	28	30	37	44	56
Stainless steel codes	7287	7288	7291	7292	7294	7296

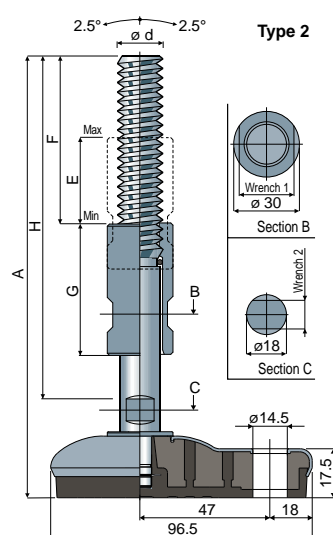
Nuts UNI 5588-65 - Box quantity: 24 pieces.



ø d	M12	M14	M16	M20	M24	M30
Smm	10	11	13	16	19	24
Ch. mm	19	22	24	30	36	46
Stainless steel codes	7273	7274	7277	7278	7280	7282

On request

- Spindles with: Sunk hexagon head • second wrench seat head • hexagon wrench seat • threads with other pitches and lengths • stainless steel AISI 316.
- Assembling of: Nuts • washers.
- Box quantity: According to your request.


65x96 Part. 119

Type 2									
Spindle measures in mm					Spindle and base in stainless steel AISI 304				
ød	A	H	F	E	G	Wrench 1	Wrench 2	Black anti-slip pad Code	White anti-slip pad Code
M16x2	200	159	73	39	60	22	12	119 / 88032	119 / 88034
	260	220	100	78	100	22	12	119 / 88033	119 / 88035
M20x2,5	200	159	73	39	60	25	13	119 / 85088	119 / 85926
	260	220	100	78	100	25	13	119 / 85089	119 / 85927
M24x3	200	159	73	39	60	30	17	119 / 88036	119 / 88038
	260	220	100	78	100	30	17	119 / 88037	119 / 88039

Base material: Internal part made of reinforced polyamide; external covering made of stainless steel AISI 304; anti-slip pad made of thermoplastic rubber 68 Shore black, white or blue Ral 5005 colour.

Features: Co-moulded anti-slip pad allows a perfect adherence with steel base. Consequent absence of internal cavities makes foot extremely cleanable. The threaded insert guarantees the protection of the spindle thread.

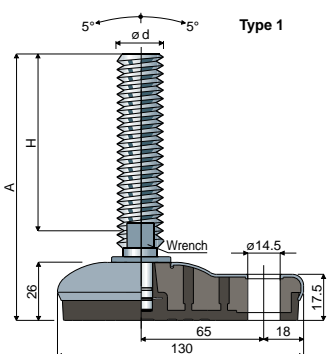
Box quantity: 8 pieces.

On request

- Spindles with: Stainless steel AISI 316.
- Box quantity: According to your request.

Adjustable feet, sanitizable with side fixing system (base in stainless steel)

Part. 112 95x130



Type 1

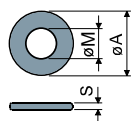
Type 1							
Spindle measures in mm				Spindle and base in stainless steel AISI 304			
ød	A	H	Wrench	Black anti-slip pad Code	White anti-slip pad Code	Blue Ral 5005 anti-slip pad Code	Max static load (N)
M12x1,75	111	70	19	112 / 83744	112 / 85928	112 / 88235	17000
M14x2	150	108	12	112 / 83745	112 / 85929	112 / 88236	
	103	58	13	112 / 83746	112 / 85930	112 / 88237	
	134	89	13	112 / 89337	112 / 89338	112 / 89339	
M16x2	164	119	13	112 / 83747	112 / 85931	112 / 88238	
	190	145	13	112 / 83748	112 / 85932	112 / 88239	
	246	201	13	112 / 83749	112 / 85933	112 / 88240	
M18x2,5	203	157	15	112 / 83750	112 / 85934	112 / 88241	
	136	89	17	112 / 87341	112 / 87342	112 / 88242	
	154	107	17	112 / 83751	112 / 85935	112 / 88243	
M20x2,5	183	136	17	112 / 83752	112 / 84222	112 / 88244	27000
	204	157	17	112 / 83753	112 / 85936	112 / 88245	
	237	190	17	112 / 83754	112 / 85937	112 / 88246	
	285	238	17	112 / 83755	112 / 85938	112 / 88247	
	141	90	19	112 / 83756	112 / 85939	112 / 88248	
M24x3	178	127	19	112 / 83757	112 / 85940	112 / 88249	
	213	162	19	112 / 83758	112 / 85941	112 / 88250	
	252	201	19	112 / 83759	112 / 85942	112 / 88251	
M30x3,5	176	125	24	112 / 83760	112 / 85943	112 / 88252	
	236	185	24	112 / 83761	112 / 84223	112 / 88253	

Base material: Internal part made of reinforced polyamide; external covering made of stainless steel AISI 304; anti-slip pad made of thermoplastic rubber 68 Shore black, white or blue Ral 5005 colour.

Features: Co-moulded anti-slip pad allows a perfect adherence with steel base. Consequent absence of internal cavities makes foot extremely cleanable. Feet with M12 spindle diameter are supplied with hexagonal adjustment for 19 mm. wrench.

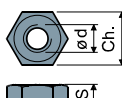
Box quantity: 8 pieces.

Washers UNI 6592-69 - Box quantity: 24 pieces.



ø M	M12	M14	M16	M20	M24	M30
Smm	2,5	2,5	3	3	4	4
ø A mm	24	28	30	37	44	56
Stainless steel codes	7287	7288	7291	7292	7294	7296

Nuts UNI 5588-65 - Box quantity: 24 pieces.

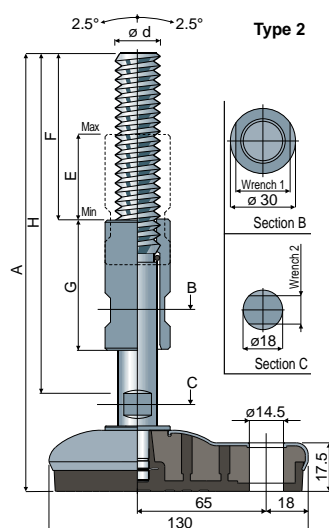


ø d	M12	M14	M16	M20	M24	M30
Smm	10	11	13	16	19	24
Ch. mm	19	22	24	30	36	46
Stainless steel codes	7273	7274	7277	7278	7280	7282

On request

- Spindles with: Sunk hexagon head • second wrench seat head • hexagon wrench seat • threads with other pitches and lengths • stainless steel AISI 316.
- Assembling of: Nuts • washers.
- Box quantity: According to your request.

Part. 112 95x130



Type 2

Base material: Internal part made of reinforced polyamide; external covering made of stainless steel AISI 304; anti-slip pad made of thermoplastic rubber 68 Shore black, white or blue Ral 5005 colour.

Features: Co-moulded anti-slip pad allows a perfect adherence with steel base. Consequent absence of internal cavities makes foot extremely cleanable. The threaded insert guarantees the protection of the spindle thread.

Box quantity: 8 pieces.

On request

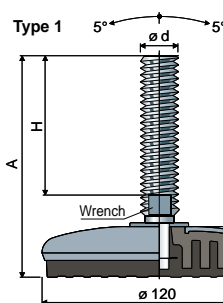
- Spindles with: Stainless steel AISI 316.
- Box quantity: According to your request.

Type 2										
Spindle measures in mm								Spindle and base in stainless steel AISI 304		
ød	A	H	F	E	G	Wrench 1	Wrench 2	Black anti-slip pad Code	White anti-slip pad Code	Blue Ral 5005 anti-slip pad Code
M16x2	200	159	73	39	60	22	12	112 / 88040	112 / 88042	112 / 88254
	260	220	100	78	100	22	12	112 / 88041	112 / 88043	112 / 88255
M20x2,5	200	159	73	39	60	25	13	112 / 84135	112 / 85944	112 / 88256
	260	220	100	78	100	25	13	112 / 84193	112 / 85945	112 / 88257
M24x3	200	159	73	39	60	30	17	112 / 88044	112 / 88046	112 / 88258
	260	220	100	78	100	30	17	112 / 88045	112 / 88047	112 / 88259

Adjustable feet, sanitizable

(base in stainless steel)

Type 1							
Spindle measures in mm				Spindle and base in stainless steel AISI 304			
ød	A	H	Wrench	Black anti-slip pad Code	White anti-slip pad Code	Blue Ral 5005 anti-slip pad Code	Max static load (N)
M12x1,75	109	70	19	110 / 83574	110 / 85949	110 / 88260	17000
M14x2	148	108	12	110 / 83575	110 / 85950	110 / 88261	
M16x2	102	58	13	110 / 83576	110 / 85951	110 / 88262	30000
	133	89	13	110 / 89340	110 / 89341	110 / 89342	
	163	119	13	110 / 83577	110 / 85952	110 / 88263	
	189	145	13	110 / 83578	110 / 85953	110 / 88264	
M18x2,5	245	201	13	110 / 83579	110 / 85954	110 / 88265	
	201	157	15	110 / 83580	110 / 85955	110 / 88266	
	135	89	17	110 / 87343	110 / 87344	110 / 88267	
M20x2,5	153	107	17	110 / 83581	110 / 85956	110 / 88268	
	182	136	17	110 / 83582	110 / 85957	110 / 88269	
	203	157	17	110 / 83583	110 / 85958	110 / 88270	
	236	190	17	110 / 83584	110 / 85959	110 / 88271	
M24x3	284	238	17	110 / 83585	110 / 85960	110 / 88272	
	139	90	19	110 / 83586	110 / 85961	110 / 88273	
	176	127	19	110 / 83587	110 / 85962	110 / 88274	
	211	162	19	110 / 83588	110 / 85963	110 / 88275	
M30x3,5	250	201	19	110 / 83589	110 / 85964	110 / 88276	
	174	125	24	110 / 83590	110 / 85965	110 / 88277	
	234	185	24	110 / 83591	110 / 85966	110 / 88278	



ø 120 Part. 110

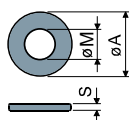


Base material: Internal part made of reinforced polyamide; external covering made of stainless steel AISI 304; anti-slip pad made of thermoplastic rubber 68 Shore black, white or blue Ral 5005 colour.

Features: Co-moulded anti-slip pad allows a perfect adherence with steel base. Consequent absence of internal cavities makes foot extremely cleanable. Feet with M12 spindle diameter are supplied with hexagonal adjustment for 19 mm. wrench.

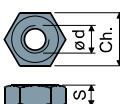
Box quantity: 8 pieces.

Washers UNI 6592-69 - Box quantity: 24 pieces.



ø M	M12	M14	M16	M20	M24	M30
Smm	2,5	2,5	3	3	4	4
ø A mm	24	28	30	37	44	56
Stainless steel codes	7287	7288	7291	7292	7294	7296

Nuts UNI 5588-65 - Box quantity: 24 pieces.


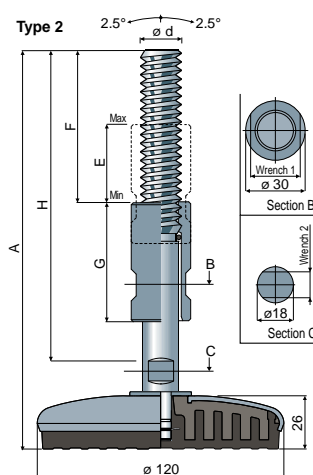


ø d	M12	M14	M16	M20	M24	M30
Smm	10	11	13	16	19	24
Ch. mm	19	22	24	30	36	46
Stainless steel codes	7273	7274	7277	7278	7280	7282

On request

- Spindles with: Sunk hexagon head • second wrench seat head • hexagon wrench seat • threads with other pitches and lengths • stainless steel AISI 316.
- Assembling of: Nuts • washers.
- Box quantity: According to your request.

ø 120 Part. 110



Type 2										
Spindle measures in mm						Spindle and base in stainless steel AISI 304				
ød	A	H	F	E	G	Wrench 1	Wrench 2	Black anti-slip pad Code	White anti-slip pad Code	Blue Ral 5005 anti-slip pad Code
M16x2	200	159	73	39	60	22	12	110 / 88048	110 / 88050	110 / 88279
	260	220	100	78	100	22	12	110 / 88049	110 / 88051	110 / 88280
M20x2,5	200	159	73	39	60	25	13	110 / 84136	110 / 85967	110 / 88281
	260	220	100	78	100	25	13	110 / 84195	110 / 85968	110 / 88282
M24x3	200	159	73	39	60	30	17	110 / 88052	110 / 88054	110 / 88283
	260	220	100	78	100	30	17	110 / 88053	110 / 88055	110 / 88284

Base material: Internal part made of reinforced polyamide; external covering made of stainless steel AISI 304; anti-slip pad made of thermoplastic rubber 68 Shore black, white or blue Ral 5005 colour.

Features: Co-moulded anti-slip pad allows a perfect adherence with steel base. Consequent absence of internal cavities makes foot extremely cleanable. The threaded insert guarantees the protection of the spindle thread.

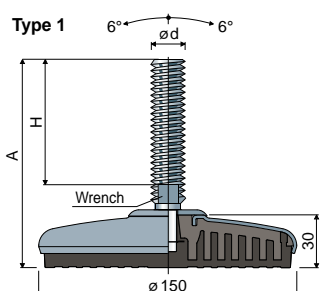
Box quantity: 8 pieces.

On request

- Spindles with: Stainless steel AISI 316.
- Box quantity: According to your request.

Adjustable feet, sanitizable

(base in stainless steel)

Part. **126** Ø **150**


Type 1							
Spindle measures in mm				Spindle and base in stainless steel AISI 304			
Ød	A	H	Wrench	Black anti-slip pad Code	White anti-slip pad Code	Blue Ral 5005 anti-slip pad Code	Max static load (N)
M20x2,5	139	89	17	126 / 87345	126 / 87346	126 / 88285	40000
	157	107	17	126 / 86037	126 / 86042	126 / 88286	
	186	136	17	126 / 86038	126 / 86043	126 / 88287	
	207	157	17	126 / 86039	126 / 86044	126 / 88288	
	240	190	17	126 / 86040	126 / 86045	126 / 88289	
M24x3	288	238	17	126 / 86041	126 / 86046	126 / 88290	
	145	90	19	126 / 86052	126 / 86056	126 / 88291	
	182	127	19	126 / 86053	126 / 86057	126 / 88292	
	217	162	19	126 / 86054	126 / 86058	126 / 88293	
M30x3,5	257	202	19	126 / 86055	126 / 86059	126 / 88294	
	172	125	24	126 / 86060	126 / 86062	126 / 88295	
	232	185	24	126 / 86061	126 / 86063	126 / 88296	

Base material: Internal part made of reinforced polyamide; external covering made of stainless steel AISI 304; anti-slip pad made of thermoplastic rubber 68 Shore black, white or blue Ral 5005 colour.

Features: Co-moulded anti-slip pad allows a perfect adherence with steel base. Consequent absence of internal cavities makes foot extremely cleanable.

Box quantity: 8 pieces.

Washers UNI 6592-69 - Box quantity: 24 pieces.

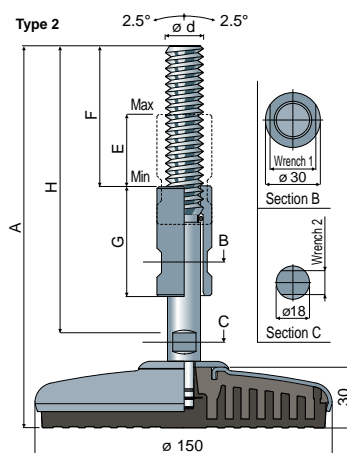
Ø M	M20	M24	M30
Smm	3	4	4
Ø A mm	37	44	56
Stainless steel codes	7292	7294	7296

Nuts UNI 5588-65 - Box quantity: 24 pieces.

Ø d	M20	M24	M30
Smm	16	19	24
Ch. mm	30	36	46
Stainless steel codes	7278	7280	7282

On request

- Spindles with: Sunk hexagon head • second wrench seat head • hexagon wrench seat • threads with other pitches and lengths • stainless steel AISI 316.
- Assembling of: Nuts • washers.
- Box quantity: According to your request.

Part. **126** Ø **150**


Base material: Internal part made of reinforced polyamide; external covering made of stainless steel AISI 304; anti-slip pad made of thermoplastic rubber 68 Shore black, white or blue Ral 5005 colour.

Features: Co-moulded anti-slip pad allows a perfect adherence with steel base. Consequent absence of internal cavities makes foot extremely cleanable. The threaded insert guarantees the protection of the spindle thread.

Box quantity: 8 pieces.

On request

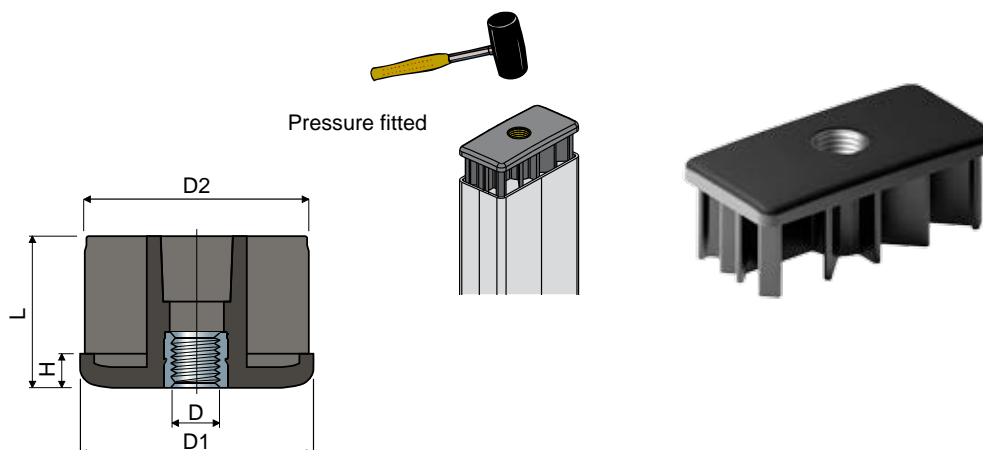
- Spindles with: Stainless steel AISI 316.
- Box quantity: According to your request.

Type 2										
Spindle measures in mm							Spindle and base in stainless steel AISI 304			
Ød	A	H	F	E	G	Wrench 1	Wrench 2	Black anti-slip pad Code	White anti-slip pad Code	Blue Ral 5005 anti-slip pad Code
M16x2	204	159	73	39	60	22	12	126 / 88056	126 / 88058	126 / 88297
	264	220	100	78	100	22	12	126 / 88057	126 / 88059	126 / 88298
M20x2,5	204	159	73	39	60	25	13	126 / 86047	126 / 86049	126 / 88299
	264	220	100	78	100	25	13	126 / 86048	126 / 86050	126 / 88300
M24x3	204	159	73	39	60	30	17	126 / 88060	126 / 88062	126 / 88301
	264	220	100	78	100	30	17	126 / 88061	126 / 88063	126 / 88302

Threaded bushings

(for rectangular tubes)

Part. **82**



Tube dimensions								Code	Max static load (N)
Outside (mm)	Thickness (mm)	Inside (mm)	Thread D	D1 (mm)	D2 (mm)	H (mm)	L (mm)		
20x50	2	16x46	M8	20x50	16x46	5	38	82 / 80325	4500
30x60	2,5	25x55	M8	30x60	25x55	8	38	82 / 82173	4500
			M10	30x60	25x55	8	38	82 / 82175	5000
			M12	30x60	25x55	8	38	82 / 82176	5500
			M14	30x60	25x55	8	38	82 / 82177	6000
			M16	30x60	25x55	8	38	82 / 82174	6500
40x60	2	36x56	M14	40x60	36x56	10	45	82 / 85141	8500
			M16	40x60	36x56	10	45	82 / 84309	9000
			M20	40x60	36x56	10	45	82 / 84311	9500
40x80	1,5	37x77	M14	40x80	37x77	10	45	82 / 82973	8500
			M16	40x80	37x77	10	45	82 / 82975	9000
			M20	40x80	37x77	10	45	82 / 82977	9500
	2	36x76	M14	40x80	36x76	10	45	82 / 82180	8500
			M16	40x80	36x76	10	45	82 / 80326	9000
			M20	40x80	36x76	10	45	82 / 80327	9500
	3	34x74	M14	40x80	34x74	10	45	82 / 82590	8500
			M16	40x80	34x74	10	45	82 / 82516	9000
			M20	40x80	34x74	10	45	82 / 82591	9500
50x100	2	46x96	M14	50x100	46x96	10	45	82 / 82181	8500
			M16	50x100	46x96	10	45	82 / 80693	9000
			M20	50x100	46x96	10	45	82 / 80694	9500
	3	44x94	M14	50x100	44x94	10	45	82 / 82182	9000
			M16	50x100	44x94	10	45	82 / 82178	9500
			M20	50x100	44x94	10	45	82 / 82179	10000
50x150	3	44x144	M14	50x150	44x144	10	45	82 / 82183	9000
			M16	50x150	44x144	10	45	82 / 80211	9500
			M20	50x150	44x144	10	45	82 / 80212	10000
60x120	3	54x114	M14	60x120	54x114	10	45	82 / 82184	9000
			M16	60x120	54x114	10	45	82 / 80209	9500
			M20	60x120	54x114	10	45	82 / 80210	10000

Materials: Bushing in reinforced polyamide black colour; threaded insert in nickel plated brass.

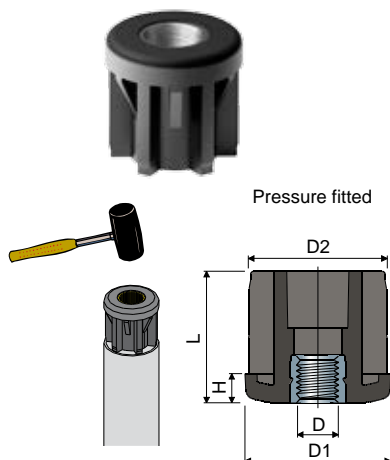
Box quantity: 24 pieces.

On request

- **Bushings:** Can be supplied with thread in inches (1/4"-20, 5/16"-18, 3/8"-16, 1/2"-13, 5/8"-11, 3/4"-10, 1"-8, etc.); With different thicknesses and colours.
- **Box quantity:** According to your request.

Threaded bushings (for round tubes)

Part. 64



Tube dimensions									Code	Max static load (N)	
Outside ø	Thickness	Inside ø	Thread	D1	D2	H	L				
(mm)	(GAS inches)	(mm)	D	(mm)	(mm)	(mm)	(mm)				
20	-	2	16	M8	20	16	5	23	64 / 83916	4500	
25	-	2	21	M8	25	21	5	25	64 / 83917	4500	
				M10	25	21	6	26	64 / 83918	5000	
				M12	25	21	6	26	64 / 85142	5500	
				M8	30	28	6	31	64 / 7802	4500	
	-	1	28	M10	30	28	6	31	64 / 7803	5000	
				M12	30	28	6	31	64 / 7804	5500	
				M14	30	28	6	31	64 / 7805	6000	
				M16	30	28	6	31	64 / 7806	6500	
				M8	30	27	6	31	64 / 80857	4500	
30	-	1,5	27	M10	30	27	6	31	64 / 80858	5000	
				M12	30	27	6	31	64 / 80859	5500	
				M14	30	27	6	31	64 / 80860	6000	
				M16	30	27	6	31	64 / 80861	6500	
				M8	30	26	6	31	64 / 80862	4500	
	-	2	26	M10	30	26	6	31	64 / 80863	5000	
				M12	30	26	6	31	64 / 80864	5500	
				M14	30	26	6	31	64 / 80865	6000	
				M16	30	26	6	31	64 / 80866	6500	
				M8	30	25	6	31	64 / 80867	4500	
	-	2,5	25	M10	30	25	6	31	64 / 80868	5000	
				M12	30	25	6	31	64 / 80869	5500	
				M14	30	25	6	31	64 / 80870	6000	
				M16	30	25	6	31	64 / 80871	6500	
				M8	32	28	6	31	64 / 83919	4500	
32	-	2	28	M10	32	28	6	31	64 / 83920	5000	
				M12	32	28	6	31	64 / 85143	5500	
				M8	33,7	30,7	6	31	64 / 87864	4500	
33,7	-	1,5	30,7	M10	33,7	30,7	6	31	64 / 87866	5000	
				M12	33,7	30,7	6	31	64 / 87868	5500	
35	-	2	31	M8	35	31	6	31	64 / 85144	4500	
				M10	35	31	6	31	64 / 83921	5000	
				M12	35	31	6	31	64 / 83922	5500	
	-	1,5	35	M8	38	35	8	38	64 / 7882	4500	
				M10	38	35	8	38	64 / 7210	5000	
				M12	38	35	8	38	64 / 7211	5500	
				M14	38	35	8	38	64 / 7212	6000	
	-	2	34	M16	38	35	8	38	64 / 7213	6500	
				M8	38	34	8	38	64 / 81015	4500	
				M10	38	34	8	38	64 / 81016	5000	
				M12	38	34	8	38	64 / 80873	5500	
	-	2,5	33	M14	38	34	8	38	64 / 80874	6000	
				M16	38	34	8	38	64 / 80875	6500	
				M8	38	34	8	38	64 / 82083	4500	
				M10	38	34	8	38	64 / 80876	5000	
	-	3	34	M12	38	34	8	38	64 / 80877	5500	
				M14	38	34	8	38	64 / 80878	6000	
				M16	38	34	8	38	64 / 80879	6500	
				M8	40	34	8	38	64 / 85145	4500	
40	-	3	34	M10	40	34	8	38	64 / 83923	5000	
				M12	40	34	8	38	64 / 83924	5500	
				M8	42	36	8	38	64 / 85146	5000	
42	-	3	36	M10	42	36	8	38	64 / 83934	5000	
				M12	42	36	8	38	64 / 83911	5500	
				M8	42,4	39,4	8	38	64 / 7883	6500	
		1,5	39,4	M10	42,4	39,4	8	38	64 / 7214	7000	
				M12	42,4	39,4	8	38	64 / 7215	7500	
				M14	42,4	39,4	8	38	64 / 7216	8000	
				M16	42,4	39,4	8	38	64 / 7217	8500	
				M20	42,4	39,4	8	38	64 / 7218	9000	
	42,4	1 1/4	2	38,4	M8	42,4	38,4	8	38	64 / 81017	6500
					M10	42,4	38,4	8	38	64 / 80880	7000
					M12	42,4	38,4	8	38	64 / 80881	7500
					M14	42,4	38,4	8	38	64 / 80882	8000
					M16	42,4	38,4	8	38	64 / 80883	8500
	-	2,5	37,4	M20	42,4	38,4	8	38	64 / 80884	9000	
				M8	42,4	37,4	8	38	64 / 82084	6500	
				M10	42,4	37,4	8	38	64 / 80885	7000	
				M12	42,4	37,4	8	38	64 / 80886	7500	
				M14	42,4	37,4	8	38	64 / 80887	8000	
45		3	39	M16	42,4	37,4	8	38	64 / 80888	8500	
				M20	42,4	37,4	8	38	64 / 80889	9000	
				M8	45	39	8	38	64 / 85147	6500	
				M10	45	39	8	38	64 / 85148	7000	
				M12	45	39	8	38	64 / 83925	7500	
	48	-	3	42	M14	45	39	8	38	64 / 85149	8000
					M16	45	39	8	38	64 / 83926	8500
					M8	48	42	10	45	64 / 85150	7000
					M10	48	42	10	45	64 / 85151	7500
					M12	48	42	10	45	64 / 83912	8000
	-	-	-	M14	48	42	10	45	64 / 85152	8500	
				M16	48	42	10	45	64 / 83913	9000	

Threaded bushings (for round tubes)

Part. **64**

Tube dimensions									Code	Max static load (N)
Outside ø	Thickness	Inside ø	Thread	D1	D2	H	L			
(mm)	(GAS inches)	(mm)	D	(mm)	(mm)	(mm)	(mm)			
48,3	1 1/2	1,2	45,8	M14	48,3	45,8	10	45	64 / 85522	8500
				M16	48,3	45,8	10	45	64 / 85520	9000
		1,5	45,3	M8	48,3	45,3	10	45	64 / 7930	7000
				M10	48,3	45,3	10	45	64 / 7614	7500
				M12	48,3	45,3	10	45	64 / 7219	8000
				M14	48,3	45,3	10	45	64 / 7220	8500
				M16	48,3	45,3	10	45	64 / 7221	9000
				M20	48,3	45,3	10	45	64 / 7222	9500
		2	44,3	M8	48,3	44,3	10	45	64 / 81018	7000
				M10	48,3	44,3	10	45	64 / 81019	7500
				M12	48,3	44,3	10	45	64 / 80890	8000
				M14	48,3	44,3	10	45	64 / 80891	8500
				M16	48,3	44,3	10	45	64 / 80892	9000
				M20	48,3	44,3	10	45	64 / 80893	9500
		2,5	43,3	M8	48,3	43,3	10	45	64 / 81020	7000
				M10	48,3	43,3	10	45	64 / 81021	7500
				M12	48,3	43,3	10	45	64 / 80894	8000
				M14	48,3	43,3	10	45	64 / 80895	8500
				M16	48,3	43,3	10	45	64 / 80896	9000
				M20	48,3	43,3	10	45	64 / 80897	9500
50	-	1,5	47	M8	50	47	10	45	64 / 81022	7000
				M10	50	47	10	45	64 / 81023	7500
				M12	50	47	10	45	64 / 81024	8000
				M14	50	47	10	45	64 / 81025	8500
				M16	50	47	10	45	64 / 81026	9000
				M20	50	47	10	45	64 / 80953	9500
		3	44	M8	50	44	10	45	64 / 85153	7000
				M10	50	44	10	45	64 / 85154	7500
				M12	50	44	10	45	64 / 83914	8000
				M14	50	44	10	45	64 / 85155	8500
				M16	50	44	10	45	64 / 83915	9000
				M20	50	44	10	45	64 / 85156	9500
50,9	-	1,5	47,9	M8	50,9	47,9	10	45	64 / 81027	7000
				M10	50,9	47,9	10	45	64 / 81028	7500
				M12	50,9	47,9	10	45	64 / 80898	8000
				M14	50,9	47,9	10	45	64 / 80899	8500
				M16	50,9	47,9	10	45	64 / 80900	9000
				M20	50,9	47,9	10	45	64 / 80901	9500
		2	46,9	M8	50,9	46,9	10	45	64 / 81029	7000
				M10	50,9	46,9	10	45	64 / 81030	7500
				M12	50,9	46,9	10	45	64 / 80902	8000
				M14	50,9	46,9	10	45	64 / 80903	8500
				M16	50,9	46,9	10	45	64 / 80904	9000
				M20	50,9	46,9	10	45	64 / 80905	9500
		2,5	45,9	M8	50,9	45,9	10	45	64 / 82085	7000
				M10	50,9	45,9	10	45	64 / 82086	7500
				M12	50,9	45,9	10	45	64 / 80906	8000
				M14	50,9	45,9	10	45	64 / 80907	8500
				M16	50,9	45,9	10	45	64 / 80908	9000
				M20	50,9	45,9	10	45	64 / 80909	9500
60,3	2	1,2	57,9	M8	60,3	57,9	12	52	64 / 82889	7000
				M10	60,3	57,9	12	52	64 / 82890	7500
				M12	60,3	57,9	12	52	64 / 82891	8000
				M14	60,3	57,9	12	52	64 / 82892	8500
				M16	60,3	57,9	12	52	64 / 82893	9000
				M20	60,3	57,9	12	52	64 / 82894	9500
		1,5	57,3	M24	60,3	57,9	12	52	64 / 82895	10000
				M8	60,3	57,3	12	52	64 / 7932	7000
				M10	60,3	57,3	12	52	64 / 7615	7500
				M12	60,3	57,3	12	52	64 / 7616	8000
				M14	60,3	57,3	12	52	64 / 7617	8500
				M16	60,3	57,3	12	52	64 / 7223	9000
		2	56,3	M20	60,3	57,3	12	52	64 / 7224	9500
				M24	60,3	57,3	12	52	64 / 7225	10000
				M8	60,3	56,3	12	52	64 / 7934	7000
				M10	60,3	56,3	12	52	64 / 7618	7500
				M12	60,3	56,3	12	52	64 / 7619	8000
				M14	60,3	56,3	12	52	64 / 7620	8500
		2,5	55,3	M16	60,3	56,3	12	52	64 / 7226	9000
				M20	60,3	56,3	12	52	64 / 7227	9500
				M24	60,3	56,3	12	52	64 / 7228	10000
				M8	60,3	55,3	12	52	64 / 7935	7000
				M10	60,3	55,3	12	52	64 / 7621	7500
				M12	60,3	55,3	12	52	64 / 7622	8000
				M14	60,3	55,3	12	52	64 / 7623	8500
				M16	60,3	55,3	12	52	64 / 7229	9000
				M20	60,3	55,3	12	52	64 / 7230	9500
				M24	60,3	55,3	12	52	64 / 7231	10000

Materials: Bushing in reinforced polyamide black colour; threaded insert in nickel plated brass.

Box quantity: 24 pieces.

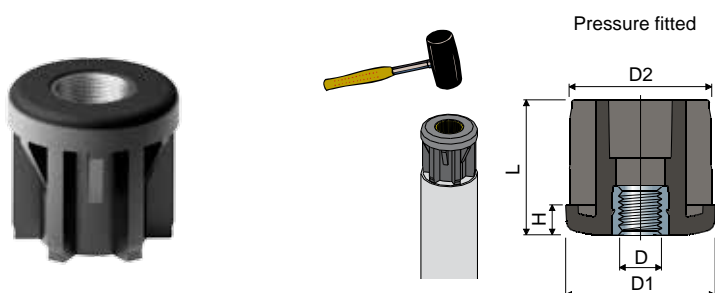
On request

- Bushings: With different thicknesses and colours.
- Box quantity: According to your request.

Threaded bushings

(for round tubes: sizes and threads in Inches)

Part. 64



Tube dimensions											Code	Max static load (N)
Outside ø		Thickness		Inside ø	Thread D		D1	D2	H	L		
(inches)	(mm)	(inches)	(mm)		(mm)	(UNC)						
1"	(25,4)	0,083"	(2,1)	21,18	1/4"-20	(6,35)	25,2	21,18	6	26	64 / 82730	4500
					5/16"-18	(7,93)	25,2	21,18	6	26	64 / 82731	4500
1" 1/4	(31,75)	0,083"	(2,1)	27,53	3/8"-16	(9,52)	31,5	27,53	6	31	64 / 82732	5000
					1/2"-13	(12,7)	31,5	27,53	6	31	64 / 82733	5000
					5/8"-11	(15,87)	31,5	27,53	6	31	64 / 82734	6500
					3/8"-16	(9,52)	38	34,8	8	38	64 / 82695	5000
1" 1/2	(38,1)	0,065"	(1,65)	34,8	1/2"-13	(12,7)	38	34,8	8	38	64 / 82696	5000
					5/8"-11	(15,87)	38	34,8	8	38	64 / 82697	6500
					3/4"-10	(19,05)	38	34,8	8	38	64 / 82698	9000
					3/8"-16	(9,52)	38	33,89	8	38	64 / 82735	5000
		0,083"	(2,1)	33,89	1/2"-13	(12,7)	38	33,89	8	38	64 / 82736	5000
					5/8"-11	(15,87)	38	33,89	8	38	64 / 82737	6500
					3/4"-10	(19,05)	38	33,89	8	38	64 / 82738	9000
					5/8"-11	(15,87)	44,2	38,35	8	38	64 / 82740	6500
1" 3/4	(44,45)	0,12"	(3,04)	38,35	3/4"-10	(19,05)	44,2	38,35	8	38	64 / 82741	9000
					1"-8	(25,4)	44,2	38,35	8	38	64 / 82739	10000
					3/8"-16	(9,52)	50,6	47,5	10	45	64 / 82703	5000
					1/2"-13	(12,7)	50,6	47,5	10	45	64 / 82704	5000
2"	(50,8)	0,065"	(1,65)	47,5	5/8"-11	(15,87)	50,6	47,5	10	45	64 / 82705	6500
					3/4"-10	(19,05)	50,6	47,5	10	45	64 / 82706	9000
					3/8"-16	(9,52)	50,6	45,26	10	45	64 / 82699	5000
					1/2"-13	(12,7)	50,6	45,26	10	45	64 / 82700	5000
		0,109"	(2,77)	45,26	5/8"-11	(15,87)	50,6	45,26	10	45	64 / 82701	6500
					3/4"-10	(19,05)	50,6	45,26	10	45	64 / 82702	9000
					5/8"-11	(15,87)	50,6	42,88	10	45	64 / 82742	6500
					3/4"-10	(19,05)	50,6	42,88	10	45	64 / 82743	9000
0,156"	(3,96)	42,88	1"-8	(25,4)	50,6	42,88	10	45	64 / 82744	10000		
			5/8"-11	(15,87)	63,3	55,58	12	52	64 / 82745	6500		
			3/4"-10	(19,05)	63,3	55,58	12	53	64 / 82746	9000		
			1"-8	(25,4)	63,3	55,58	12	52	64 / 82747	10000		

Materials: Bushing in reinforced polyamide black colour; threaded insert in nickel plated brass.

Box quantity: 24 pieces.

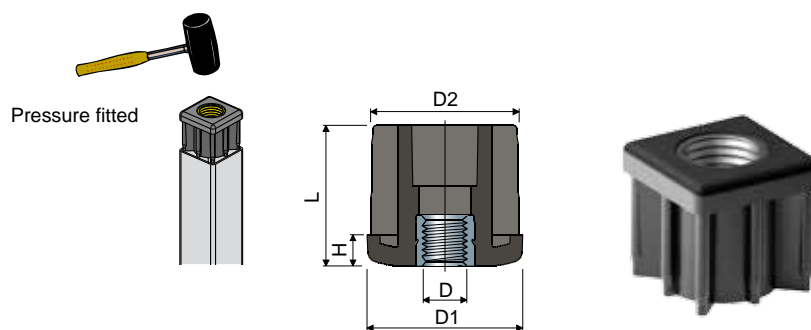
On request

- Bushings: With different thicknesses and colours.
- Box quantity: According to your request.

Thread sizes in inches are expressed as the number of threads (UNC coarse thread) per Imperial inch; the inch dimensions of the tubes conform to the British Imperial system

Threaded bushings

(for square tubes)



Part. **68**

Tube dimensions								Code	Max static load (N)
Outside (mm)	Thickness (mm)	Inside (mm)	Thread D	D1 (mm)	D2 (mm)	H (mm)	L (mm)		
20	1,5	17	M8	20	17	5	23	68 / 7758	4500
	2	16	M8	20	16	5	23	68 / 83927	4500
25	1,5	22	M8	25	22	6	26	68 / 7807	4500
			M10	25	22	6	26	68 / 7808	5000
			M12	25	22	6	26	68 / 7809	5500
	2	21	M8	25	21	6	26	68 / 83928	4500
			M10	25	21	6	26	68 / 83929	5000
			M12	25	21	6	26	68 / 85157	5500
30	1,5	27	M8	30	27	6	31	68 / 7936	4500
			M10	30	27	6	31	68 / 7232	5000
			M12	30	27	6	31	68 / 7233	5500
			M14	30	27	6	31	68 / 7234	6000
	2	26	M16	30	27	6	31	68 / 7235	6500
			M8	30	26	6	31	68 / 81031	4500
			M10	30	26	6	31	68 / 7817	5000
			M12	30	26	6	31	68 / 7818	5500
35	1,5	32	M14	30	26	6	31	68 / 80913	6000
			M16	30	26	6	31	68 / 80914	6500
			M8	35	32	8	38	68 / 7937	6500
			M10	35	32	8	38	68 / 7236	7000
			M12	35	32	8	38	68 / 7237	7500
			M14	35	32	8	38	68 / 7238	8000
	2	31	M16	35	32	8	38	68 / 7239	8500
			M20	35	32	8	38	68 / 7240	9000
			M8	35	31	8	38	68 / 80163	6500
			M10	35	31	8	38	68 / 80036	7000
			M12	35	31	8	38	68 / 80164	7500
			M14	35	31	8	38	68 / 80165	8000
			M16	35	31	8	38	68 / 80172	8500
			M20	35	31	8	38	68 / 80173	9000
40	1,2	37,6	M8	40	37,6	8	38	68 / 80714	7000
			M10	40	37,6	8	38	68 / 80715	7500
			M12	40	37,6	8	38	68 / 80716	8000
			M14	40	37,6	8	38	68 / 80717	8500
			M16	40	37,6	8	38	68 / 80546	9000
	1,5	37	M20	40	37,6	8	38	68 / 80718	9500
			M8	40	37	8	38	68 / 7938	7000
			M10	40	37	8	38	68 / 7241	7500
			M12	40	37	8	38	68 / 7242	8000
			M14	40	37	8	38	68 / 7243	8500
			M16	40	37	8	38	68 / 7244	9000
			M20	40	37	8	38	68 / 7245	9500
			M8	40	36	8	38	68 / 7939	7000
			M10	40	36	8	38	68 / 7246	7500
			M12	40	36	8	38	68 / 7247	8000
	2	36	M14	40	36	8	38	68 / 7248	8500
			M16	40	36	8	38	68 / 7249	9000
			M20	40	36	8	38	68 / 7250	9500
			M8	40	35	8	38	68 / 80915	7000
			M10	40	35	8	38	68 / 80916	7500
45	2,5	35	M12	40	35	8	38	68 / 80917	8000
			M14	40	35	8	38	68 / 80918	8500
			M16	40	35	8	38	68 / 80919	9000
			M20	40	35	8	38	68 / 80920	9500

Threaded bushings

(for square tubes)

Part. **68**

Tube dimensions								Code	Max static load (N)
Outside (mm)	Thickness (mm)	Inside (mm)	Thread D	D1 (mm)	D2 (mm)	H (mm)	L (mm)		
40	3	34	M8	40	34	8	38	68 / 85158	7000
			M10	40	34	8	38	68 / 83930	7500
			M12	40	34	8	38	68 / 83931	8000
			M14	40	34	8	38	68 / 85090	8500
			M16	40	34	8	38	68 / 85091	9000
			M20	40	34	8	38	68 / 85092	9500
45	2	41	M8	45	41	8	38	68 / 82118	7000
			M10	45	41	8	38	68 / 82119	7500
			M12	45	41	8	38	68 / 82120	8000
			M14	45	41	8	38	68 / 82121	8500
			M16	45	41	8	38	68 / 82122	9000
			M20	45	41	8	38	68 / 82123	9500
	3	39	M8	45	39	8	38	68 / 85159	7000
			M10	45	39	8	38	68 / 85160	7500
			M12	45	39	8	38	68 / 83932	8000
			M14	45	39	8	38	68 / 85161	8500
			M16	45	39	8	38	68 / 83933	9000
			M20	45	39	8	38	68 / 85162	9500
	1,2	47,6	M8	50	47,6	10	45	68 / 80921	7000
			M10	50	47,6	10	45	68 / 80922	7500
			M12	50	47,6	10	45	68 / 80923	8000
			M14	50	47,6	10	45	68 / 80924	8500
			M16	50	47,6	10	45	68 / 80925	9000
			M20	50	47,6	10	45	68 / 80926	9500
	1,5	47	M8	50	47	10	45	68 / 7940	7000
			M10	50	47	10	45	68 / 7624	7500
			M12	50	47	10	45	68 / 7251	8000
			M14	50	47	10	45	68 / 7252	8500
			M16	50	47	10	45	68 / 7253	9000
			M20	50	47	10	45	68 / 7254	9500
50	2	46	M8	50	46	10	45	68 / 7941	7000
			M10	50	46	10	45	68 / 7625	7500
			M12	50	46	10	45	68 / 7255	8000
			M14	50	46	10	45	68 / 7256	8500
			M16	50	46	10	45	68 / 7257	9000
			M20	50	46	10	45	68 / 7258	9500
	2,5	45	M8	50	45	10	45	68 / 7942	7000
			M10	50	45	10	45	68 / 7626	7500
			M12	50	45	10	45	68 / 7259	8000
			M14	50	45	10	45	68 / 7260	8500
			M16	50	45	10	45	68 / 7261	9000
			M20	50	45	10	45	68 / 7262	9500
	3	44	M8	50	44	10	45	68 / 82080	7000
			M10	50	44	10	45	68 / 80927	7500
			M12	50	44	10	45	68 / 80928	8000
			M14	50	44	10	45	68 / 80929	8500
			M16	50	44	10	45	68 / 80930	9000
			M20	50	44	10	45	68 / 80931	9500
60	2	56	M8	60	56	10	45	68 / 81032	7000
			M10	60	56	10	45	68 / 80932	7500
			M12	60	56	10	45	68 / 80933	8000
			M14	60	56	10	45	68 / 80934	8500
			M16	60	56	10	45	68 / 80935	9000
			M20	60	56	10	45	68 / 80936	9500
	3	54	M8	60	54	10	45	68 / 82081	7000
			M10	60	54	10	45	68 / 80937	7500
			M12	60	54	10	45	68 / 80938	8000
			M14	60	54	10	45	68 / 80939	8500
			M16	60	54	10	45	68 / 80940	9000
			M20	60	54	10	45	68 / 80941	9500
80	3	74	M14	80	74	10	45	68 / 85163	8500
			M16	80	74	10	45	68 / 82082	9000
			M20	80	74	10	45	68 / 82013	9500

Material: Bushing in reinforced polyamide black colour; threaded insert in nickel plated brass.

Box quantity: 24 pieces.

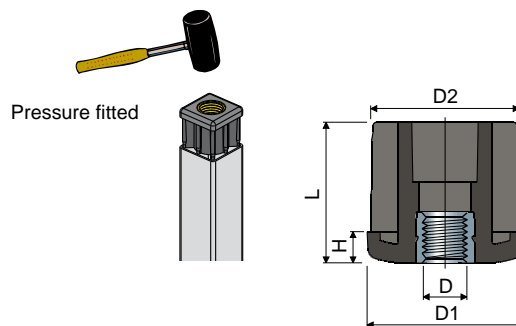
On request

- Bushings: With different thicknesses and colours.
- Box quantity: According to your request.

Threaded bushings

(for square tubes: sizes and threads in Inches)

Part. **68**



Tube dimensions											Code	Max static load (N)
Outside		Thickness		Inside	Thread D		D1	D2	H	L		
(inches)	(mm)	(inches)	(mm)		(UNC)	(mm)						
1" 1/2	(38,1)	0,065"	(1,65)	34,8	3/8"-16	(9,52)	38	34,8	8	38	68 / 82707	5000
					1/2"-13	(12,7)	38	34,8	8	38	68 / 82708	5000
					5/8"-11	(15,87)	38	34,8	8	38	68 / 82709	6500
					3/4"-10	(19,05)	38	34,8	8	38	68 / 82710	9000
		0,12"	(3,05)	32	3/8"-16	(9,52)	38	32	8	38	68 / 82711	5000
					1/2"-13	(12,7)	38	32	8	38	68 / 82712	5000
					5/8"-11	(15,87)	38	32	8	38	68 / 82713	6500
					3/4"-10	(19,05)	38	32	8	38	68 / 82714	9000
2"	(50,8)	0,065"	(1,65)	47,5	3/8"-16	(9,52)	50,6	47,5	10	45	68 / 82715	5000
					1/2"-13	(12,7)	50,6	47,5	10	45	68 / 82716	5000
					5/8"-11	(15,87)	50,6	47,5	10	45	68 / 82717	6500
					3/4"-10	(19,05)	50,6	47,5	10	45	68 / 82718	9000
		0,109"	(2,77)	45,26	3/8"-16	(9,52)	50,6	45,26	10	45	68 / 82719	5000
					1/2"-13	(12,7)	50,6	45,26	10	45	68 / 82720	5000
					5/8"-11	(15,87)	50,6	45,26	10	45	68 / 82721	6500
					3/4"-10	(19,05)	50,6	45,26	10	45	68 / 82722	9000
		0,12"	(3,05)	44,7	3/8"-16	(9,52)	50,6	44,7	10	45	68 / 82726	5000
					1/2"-13	(12,7)	50,6	44,7	10	45	68 / 82727	5000
					5/8"-11	(15,87)	50,6	44,7	10	45	68 / 82728	6500
					3/4"-10	(19,05)	50,6	44,7	10	45	68 / 82729	9000

Materials: Bushing in reinforced polyamide black colour; threaded insert in nickel plated brass.

Box quantity: 24 pieces.

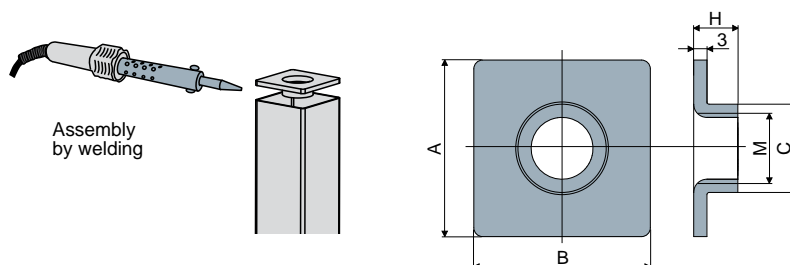
On request

- **Bushings:** With different thicknesses and colours.
- **Box quantity:** According to your request.

Thread sizes in inches are expressed as the number of threads (UNC coarse thread) per Imperial inch; the inch dimensions of the tubes conform to the British Imperial system

Threaded caps

Part. **130**



M (mm)	A (mm)	B (mm)	C (mm)	H (mm)	Code	Max static load (N)
M16	40	40	20	10	130 / 88887	20000
M16	50	50	20	11,5	130 / 90507	
M20	40	40	23,5	10	130 / 90505	
M20	50	50	23,5	11,5	130 / 90509	

Materials: Cap in stainless steel.

Features: Assembly by welding.

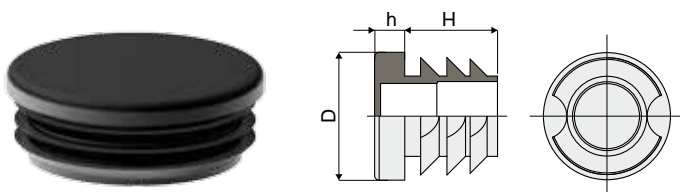
Box quantity: 24 pieces.

On request

- **Box quantity:** According to your request.

Closing caps

Part. 116 Closing cap, round



Code	Dimensions			Tube thickness	
	D (mm)	h (mm)	H (mm)	Min. (mm)	Max. (mm)
116 / 84153	38	5	11,5	1	3
116 / 84154	42,4	5	11,5	1	3
116 / 84155	48,3	5	11,5	1,2	3
116 / 84156	60,3	5	18,5	1,5	3

Materials: Cap in black polyethylene.

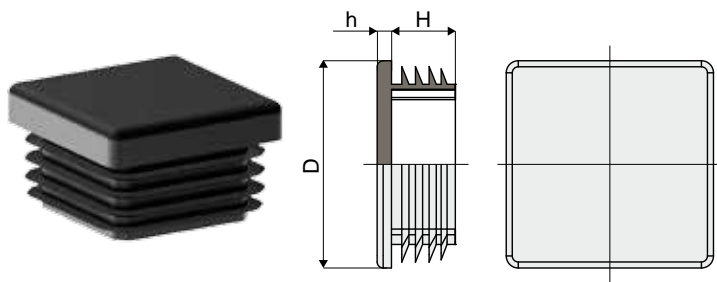
Features: To be assembled to the tubes edges.

Box quantity: 96 pieces.

On request:

- Box quantity: According to your request.

Part. 117 Closing cap, square



Code	Dimensions			Tube thickness	
	D (mm)	h (mm)	H (mm)	Min. (mm)	Max. (mm)
117 / 84157	25	5	11,5	1	3
117 / 84158	30	5	11,5	1	3
117 / 84159	35	5	14,5	1	3
117 / 84160	40	5	14,5	1	3
117 / 84161	50	5	14,5	1	3
117 / 84162	60	5	24	1,5	3

Materials: Cap in black polyethylene.

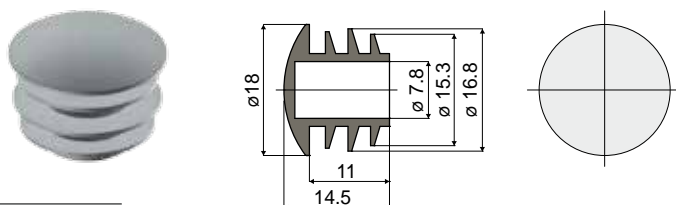
Features: To be assembled to the tubes edges.

Box quantity: 96 pieces.

On request:

- Caps: Rectangular shape.
- Box quantity: According to your request.

Part. 121 Closing cap, round



Code
121 / 85542

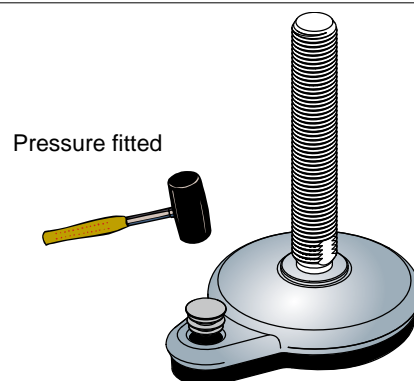
Materials: Cap in grey polyethylene.

Features: To be assembled to the feet with side fixing system: Part.111, 112, 119, 120.

Box quantity: 96 pieces.

On request:

- Box quantity: According to your request.





teCom
Technology Components

TECOM S.r.l.

Via A.M. Ampère, 43 - 42017 Novellara (RE) - Italy

Tel.: (+39) 0522-651203 Tel.: (+39) 0522-651369

Web: <https://www.tecomsrl.it> e-mail: info@tecomsrl.it